

DSP BLACKROCK TAX SAVER FUND

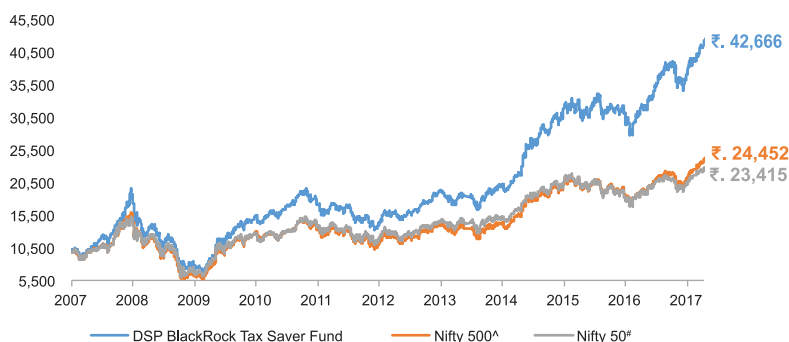
- » Equity Linked Savings Scheme: Deduction of up to ₹. 1.5 lakh (per financial year) from total income is available under Section 80C of the Income Tax Act, 1961.
- » Well-diversified equity portfolio: A diligent mix of large cap, mid cap and small cap companies
- » Three year lock-in: Enables participation in the long term growth potential of equity markets

SIP Performance

Period	Total Amount Invested ^s (₹.'000)	Market Value (₹.'000)	Benchmark Market Value (₹.'000)	SIP Returns (%)	Benchmark SIP Returns(%)
1 year	24	27	27	25.42	24.24
3 year	72	94	87	18.34	13.05
5 year	120	207	175	21.94	15.18
Inception	250	636	467	17.02	11.52

^sAssuming ₹.2000 invested per month

Lumpsum Performance - ₹.10,000 invested at inception



Source: Internal, Data as on May 31, 2017

[^]Scheme Benchmark. [#]Standard Benchmark. All returns are for Regular Plan - Growth Option. Date of allotment January 18, 2007. Past performance may or may not be sustained in future and should not be used as a basis for comparison with other investments. For performance in SEBI prescribed format, refer annexure.



Inception Jan 18, 2007
10 years 4 months



Benchmark
Nifty 500



AUM (₹. Cr.)
2732



Goal
Capital Appreciation



Exit Load
Nil (3 year lock-in-period)

Minimum investment and additional purchase ₹.500/-

Options: | Growth | Dividend

Source: Internal, Data as on May 31, 2017

Fund Manager



Rohit Singhania

Total work experience of 14 years. Managing this scheme since July 2015

Top 5 Sectors@



26.38%
Banks



7.97%
Consumer
Non Durables



6.72%
Auto



6.57%
Petroleum



6.15%
Construction
Project

Top 5 Stocks@

% to Net Assets

State Bank of India	5.07%
ICICI Bank Limited	4.67%
HDFC Bank Limited	4.34%
Larsen & Toubro Limited	4.33%
GAIL (India) Limited	4.14%

Risk Statistics@

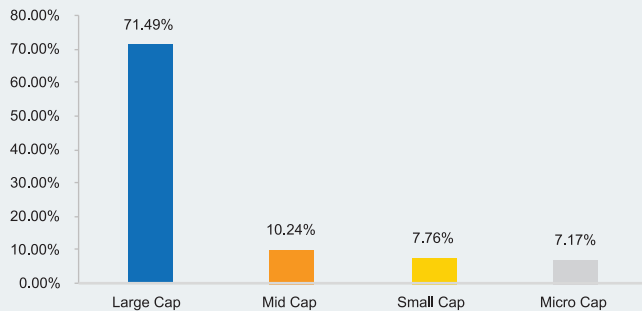
Standard Deviation
14.75%

Beta
1.05

R-Square
92.77%

Sharpe Ratio
0.95

Market Capitalization@



The Market Capitalisation as at May 31, 2017 is as follows

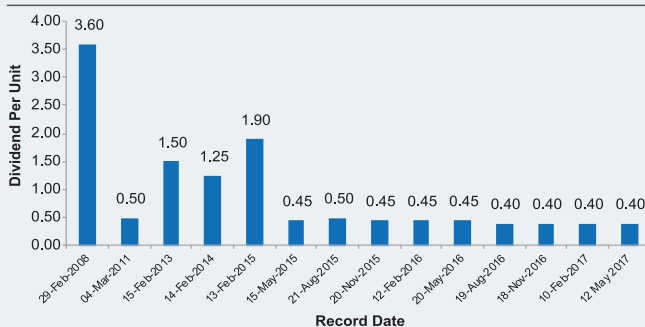
Large-Cap: Securities ranked by market capitalisation between 1 to 100

Mid-Cap: Securities ranked by market capitalisation between 101 to 200

Small-Cap: Securities ranked by market capitalisation between 201 to 300

Micro-Cap: Securities ranked by market capitalisation above 300

Dividend History@



Pursuant to payments of dividend, the NAV of the Schemes would fall to the extent of payout, and statutory levy, if any. For complete list of dividends, visit www.dspblackrock.com. For details on NAV and Face Value, please refer annexure.

@Source: Internal, Data as on May 31, 2017

From the Fund Manager@

- » This is an actively managed well-diversified portfolio with exposure across market capitalizations, with current bias to large-cap stocks
- » The funds top ten positions account for around 50% of the fund AUM which highlights the conviction
- » Sectoral views are adequately represented in the portfolio

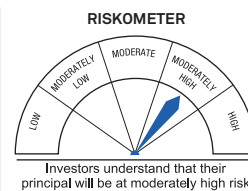
The Scheme is benchmarked to the Nifty 500 is not sponsored, endorsed, sold or promoted by India Index Services & products Limited (IISL). IISL is not responsible for any errors or omissions or the results obtained from the use of such index and in no event shall IISL have any liability to any party for any damages of whatsoever nature (including lost profits) resulted to such party due to purchase or sale or otherwise, of the Scheme marked to such index.

In the preparation of the material contained in this document, DSP BlackRock Investment Managers Pvt. Ltd. ("AMC") has used information that is publicly available, including information developed in-house. The AMC however does not warrant the accuracy, reasonableness and / or completeness of any information. The data/statistics are given to explain general market trends in the securities market, it should not be construed as any research report/research recommendation. We have included statements / opinions / recommendations in this document, which contain words, or phrases such as "will", "expect", "should", "believe" and similar expressions or variations of such expressions, that are "forward looking statements". Actual results may differ materially from those suggested by the forward looking statements due to risk or uncertainties associated with our expectations with respect to, but not limited to, exposure to market risks, general economic and political conditions in India and other countries globally, which have an impact on our services and / or investments, the monetary and interest policies of India, inflation, deflation, unanticipated turbulence in interest rates, foreign exchange rates, equity prices or other rates or prices etc. All figures and other data given in this document are dated as on 31 May, 2017 and the same may or may not be relevant in future. Investors are advised to consult their own legal, tax and financial advisors to determine possible tax, legal and other financial implication or consequence of subscribing to the units of the DSP BlackRock Mutual Fund ("Fund"). The sector(s)/stock(s)/issuer(s) mentioned in this document do not constitute any recommendation of the same and the Fund may or may not have any future position in these sector(s)/stock(s)/issuer(s). **Past performance may or may not be sustained in future and should not be used as a basis for comparison with other investments.** The portfolio of the scheme is subject to changes within the provisions of the Scheme Information Document (SID) of the scheme. Please refer to the SID for investment pattern, strategy and risk factors.

This Open Ended Equity Linked Savings Scheme is suitable for investors who are seeking^

- » Long-term capital growth with a three-year lock-in
- » Investment in equity and equity-related securities to form a diversified portfolio

^Investors should consult their financial/tax advisors if in doubt about whether the product is suitable for them.



**DSP BLACKROCK
MUTUAL FUND**

Mutual Fund investments are subject to market risks, read all scheme related documents carefully.

Performance of Schemes in SEBI prescribed format

Comparative Performance of schemes managed by Atul Bhole

FUND MANAGER - Atul Bhole is managing the scheme since June 2016.

DSP BlackRock Equity Fund (DSPBREF)			
Period	DSPBR Equity Fund	Nifty 500 [^]	Nifty 50 ^f
1 year	29.21%	22.74%	17.91%
3 years	16.34%	12.88%	9.97%
5 years	18.20%	16.36%	14.33%
Since Inception	20.75%	13.19%	11.61%
Since Inception (Value*)	₹ 442332.15	120734.30	90985.39
NAV/Index Value (as of May 31, 2017)	₹ 58.63	8,350.95	9,621.25
Date of Allotment	Apr 29, 1997		

[^]Scheme Benchmark. [#]Standard Benchmark. ^{*}Based on investment of ₹ 10,000 made at inception. All returns are for Regular Plan - Reinvest Dividend Option, assuming reinvestment of dividend. Different plans shall have a different expense structure. The performance details provided herein are of Regular Plan. Since inception returns have been calculated from the date of allotment till 31 May 2017. Past performance may or may not be sustained in future and should not be used as a basis for comparison with other investments.

FUND MANAGER - Atul Bhole is managing the scheme since June 2016.

Vikram Chopra is managing the scheme since July 2016.

Pankaj Sharma is managing the scheme since July 2016.

DSP BlackRock Balanced Fund (DSPBRBaLF)			
Period	DSPBR Balanced Fund	CRISIL Balanced Fund - Aggressive Index [*]	Nifty 50 ^f
1 year	23.02%	15.61%	17.91%
3 years	18.46%	10.46%	9.97%
5 years	17.01%	12.85%	14.33%
Since Inception	15.65%	NA	12.83%
Since Inception (Value*)	₹ 137391.00	NA	88151.08
NAV/Index Value (as of May 31, 2017)	₹ 137.39	6,111.52	9,621.25
Date of Allotment	May 27, 1999		

[^]Scheme Benchmark. [#]Standard Benchmark. ^{*}Based on investment of ₹ 10,000 made at inception. All returns are for Regular Plan - Growth Option. Different plans shall have a different expense structure. The performance details provided herein are of Regular Plan. Since historical data is not available, performance has not been compared. Since inception returns have been calculated from the date of allotment till 31 May 2017. Past performance may or may not be sustained in future and should not be used as a basis for comparison with other investments.

Comparative Performance of schemes managed by Vinit Sambre

FUND MANAGER - Vinit Sambre is managing the scheme since July 2012.

DSP BlackRock Small and Mid Cap Fund (DSPBRSMF)			
Period	DSPBR Small and Mid Cap Fund	Nifty Free Float Midcap 100 [^]	Nifty 50 ^f
1 year	36.39%	31.73%	17.91%
3 years	26.19%	19.93%	9.97%
5 years	25.87%	20.47%	14.33%
Since Inception	16.76%	12.56%	9.03%
Since Inception (Value*)	₹ 51300.00	34857.02	24887.48
NAV/Index Value (as of May 31, 2017)	₹ 51.30	17,509.90	9,621.25
Date of Allotment	Nov 14, 2006		

[^]Scheme Benchmark. [#]Standard Benchmark. ^{*}Based on investment of ₹ 10,000 made at inception. All returns are for Regular Plan - Growth Option. Different plans shall have a different expense structure. The performance details provided herein are of Regular Plan. Since inception returns have been calculated from the date of allotment till 31 May 2017. Past performance may or may not be sustained in future and should not be used as a basis for comparison with other investments.

FUND MANAGER - Vinit Sambre is managing the scheme since June 2010.

Jay Kothari is managing the scheme since March 2013.

DSP BlackRock Micro Cap Fund (DSPBRMCF)			
Period	DSPBR Micro Cap Fund	S&P BSE Small Cap Index [^]	Nifty 50 ^f
1 year	34.08%	35.34%	17.91%
3 years	35.00%	18.67%	9.97%
5 years	32.78%	19.17%	14.33%
Since Inception	19.71%	7.52%	8.75%
Since Inception (Value*)	₹ 60129.00	20598.82	23072.54
NAV/Index Value (as of May 31, 2017)	₹ 60.13	15,080.21	9,621.25
Date of Allotment	Jun 14, 2007		

[^]Scheme Benchmark. [#]Standard Benchmark. ^{*}Based on investment of ₹ 10,000 made at inception. All returns are for Regular Plan - Growth Option. Different plans shall have a different expense structure. The performance details provided herein are of Regular Plan. Since inception returns have been calculated from the date of allotment till 31 May 2017. Past performance may or may not be sustained in future and should not be used as a basis for comparison with other investments.

Comparative Performance of schemes managed by Harish Zaveri

FUND MANAGER - Harish Zaveri is managing the scheme since July 2015.

DSP BlackRock Top 100 Equity Fund (DSPBRTEF)			
Period	DSPBR Top 100 Equity Fund	S&P BSE100 [^]	Nifty 50 ^f
1 year	20.89%	19.96%	17.91%
3 years	11.76%	10.55%	9.97%
5 years	15.00%	14.96%	14.33%
Since Inception	22.86%	18.40%	17.18%
Since Inception (Value*)	₹ 187377.00	110675.96	95572.17
NAV/Index Value (as of May 31, 2017)	₹ 187.38	9,928.65	9,621.25
Date of Allotment	Mar 10, 2003		

[^]Scheme Benchmark. [#]Standard Benchmark. ^{*}Based on investment of ₹ 10,000 made at inception. All returns are for Regular Plan - Growth Option. Different plans shall have a different expense structure. The performance details provided herein are of Regular Plan. Since inception returns have been calculated from the date of allotment till 31 May 2017. Past performance may or may not be sustained in future and should not be used as a basis for comparison with other investments.

FUND MANAGER - Harish Zaveri is managing the scheme since December 2014.

Jay Kothari is managing the scheme since March 2013.

DSP BlackRock Focus 25 Fund (DSPBRF25F)			
Period	DSPBR Focus 25 Fund	S&P BSE 200 [^]	Nifty 50 ^f
1 year	22.23%	20.99%	17.91%
3 years	18.45%	12.15%	9.97%
5 years	19.20%	15.76%	14.33%
Since Inception	11.32%	9.90%	9.59%
Since Inception (Value*)	₹ 21128.00	19328.39	18944.69
NAV/Index Value (as of May 31, 2017)	₹ 21.13	4,165.52	9,621.25
Date of Allotment	Jun 10, 2010		

[^]Scheme Benchmark. [#]Standard Benchmark. ^{*}Based on investment of ₹ 10,000 made at inception. All returns are for Regular Plan - Growth Option. Different plans shall have a different expense structure. The performance details provided herein are of Regular Plan. Since inception returns have been calculated from the date of allotment till 31 May 2017. Past performance may or may not be sustained in future and should not be used as a basis for comparison with other investments.

Comparative Performance of schemes managed by Rohit Singhania

FUND MANAGER - Rohit Singhania is managing the scheme since June 2015.

DSP BlackRock Opportunities Fund (DSPBROF)			
Period	DSPBR Opportunities Fund	Nifty 500 [^]	Nifty 50 [†]
1 year	30.14%	22.74%	17.91%
3 years	20.80%	12.88%	9.97%
5 years	22.53%	16.36%	14.33%
Since Inception	19.16%	13.67%	12.42%
Since Inception (Value*)	₹ 198776.00	88958.19	73621.69
NAV/Index Value (as of May 31, 2017)	₹ 198.78	8,350.95	9,621.25
Date of Allotment	May 16, 2000		

[^]Scheme Benchmark. [#]Standard Benchmark. ^{*}Based on investment of ₹ 10,000 made at inception. All returns are for Regular Plan - Growth Option. Different plans shall have a different expense structure. The performance details provided herein are of Regular Plan. Since inception returns have been calculated from the date of allotment till 31 May 2017. Past performance may or may not be sustained in future and should not be used as a basis for comparison with other investments.

FUND MANAGER - Rohit Singhania is managing the scheme since July 2015.

DSP BlackRock Tax Saver Fund (DSPBRTSF)			
Period	DSPBR Tax Saver Fund	Nifty 500 [^]	Nifty 50 [†]
1 year	28.28%	22.74%	17.91%
3 years	20.28%	12.88%	9.97%
5 years	23.02%	16.36%	14.33%
Since Inception	15.01%	9.00%	8.55%
Since Inception (Value*)	₹ 42666.00	24452.30	23414.78
NAV/Index Value (as of May 31, 2017)	₹ 42.67	8,350.95	9,621.25
Date of Allotment	Jan 18, 2007		

[^]Scheme Benchmark. [#]Standard Benchmark. ^{*}Based on investment of ₹ 10,000 made at inception. All returns are for Regular Plan - Growth Option. Different plans shall have a different expense structure. The performance details provided herein are of Regular Plan. Since inception returns have been calculated from the date of allotment till 31 May 2017. Past performance may or may not be sustained in future and should not be used as a basis for comparison with other investments.

FUND MANAGER - Rohit Singhania is managing the scheme since June 2010.

DSP BlackRock India T.I.G.E.R. Fund (DSPBRITF) (The Infrastructure Growth and Economic Reforms Fund)			
Period	DSPBR India T.I.G.E.R. Fund	S&P BSE100 [^]	Nifty 50 [†]
1 year	34.75%	19.96%	17.91%
3 years	16.48%	10.55%	9.97%
5 years	19.51%	14.96%	14.33%
Since Inception	18.35%	15.72%	15.35%
Since Inception (Value*)	₹ 89041.00	66490.70	63782.36
NAV/Index Value (as of May 31, 2017)	₹ 89.04	9,928.65	9,621.25
Date of Allotment	Jun 11, 2004		

[^]Scheme Benchmark. [#]Standard Benchmark. ^{*}Based on investment of ₹ 10,000 made at inception. All returns are for Regular Plan - Growth Option. Different plans shall have a different expense structure. The performance details provided herein are of Regular Plan. Since inception returns have been calculated from the date of allotment till 31 May 2017. Past performance may or may not be sustained in future and should not be used as a basis for comparison with other investments.

FUND MANAGER - Rohit Singhania is managing the scheme since July 2012.

Jay Kothari is managing the scheme since March 2013.

DSP BlackRock Natural Resources and New Energy Fund (DSPBRNRNEF)			
Period	DSPBR Natural Resources and New Energy Fund	Composite Benchmark [^]	Nifty 50 [†]
1 year	59.37%	24.47%	17.91%
3 years	24.63%	-1.01%	9.97%
5 years	20.86%	6.60%	14.33%
Since Inception	13.24%	1.05%	7.19%
Since Inception (Value*)	₹ 31022.00	11002.30	18822.02
NAV/Index Value (as of May 31, 2017)	₹ 31.02	110.02	9,621.25
Date of Allotment	Apr 25, 2008		

[^]Scheme Benchmark (Composite Benchmark = 35% S&P BSE Oil & Gas Index, 30% S&P BSE Metal Index, 35% MSCI World Energy 10/40 Net Total Return - Net & Expressed in INR; Normalised Values) [#]Standard Benchmark. ^{*}Based on investment of ₹ 10,000 made at inception. All returns are for Regular Plan - Growth Option. Different plans shall have a different expense structure. The performance details provided herein are of Regular Plan. Since inception returns have been calculated from the date of allotment till 31 May 2017. Past performance may or may not be sustained in future and should not be used as a basis for comparison with other investments.

Comparative Performance of schemes managed by Jay Kothari

FUND MANAGER - Jay Kothari is managing the scheme since March 2013.

DSP BlackRock World Gold Fund (DSPBRWGF)			
Period	DSPBR World Gold Fund	FTSE Gold Mine [^]	Nifty 50 [†]
1 year	-0.83%	-4.17%	17.91%
3 years	5.51%	5.49%	9.97%
5 years	-5.79%	-9.05%	14.33%
Since Inception	2.27%	-0.73%	8.09%
Since Inception (Value*)	₹ 12437.30	9316.67	21295.37
NAV/Index Value (as of May 31, 2017)	₹ 12.44	97,101.96	9,621.25
Date of Allotment	Sep 14, 2007		

[^]Scheme Benchmark. [#]Standard Benchmark. ^{*}Based on investment of ₹ 10,000 made at inception. All returns are for Regular Plan - Growth Option. Different plans shall have a different expense structure. The performance details provided herein are of Regular Plan. Since inception returns have been calculated from the date of allotment till 31 May 2017. Past performance may or may not be sustained in future and should not be used as a basis for comparison with other investments.

FUND MANAGER - Jay Kothari is managing the scheme since March 2013.

DSP BlackRock World Agriculture Fund (DSPBRWAF)			
Period	DSPBR World Agriculture Fund	DAX Global Agribusiness Index [^]	Nifty 50 [†]
1 year	3.13%	7.37%	17.91%
3 years	0.38%	2.97%	9.97%
5 years	5.39%	7.46%	14.33%
Since Inception	6.87%	9.36%	11.81%
Since Inception (Value*)	₹ 14526.30	16528.93	18721.48
NAV/Index Value (as of May 31, 2017)	₹ 14.53	44,588.21	9,621.25
Date of Allotment	Oct 19, 2011		

[^]Scheme Benchmark. [#]Standard Benchmark. ^{*}Based on investment of ₹ 10,000 made at inception. All returns are for Regular Plan - Growth Option. Different plans shall have a different expense structure. The performance details provided herein are of Regular Plan. Since inception returns have been calculated from the date of allotment till 31 May 2017. Past performance may or may not be sustained in future and should not be used as a basis for comparison with other investments.

FUND MANAGER - Jay Kothari is managing the scheme since March 2013.

DSP BlackRock World Energy Fund (DSPBRWEF)			
Period	DSPBR World Energy Fund	Composite Benchmark [^]	Nifty 50 [†]
1 year	-2.41%	5.35%	17.91%
3 years	-7.00%	-1.86%	9.97%
5 years	1.57%	7.89%	14.33%
Since Inception	2.20%	9.19%	9.98%
Since Inception (Value*)	₹ 11854.10	19849.54	21006.87
NAV/Index Value (as of May 31, 2017)	₹ 11.85	198.50	9,621.25
Date of Allotment	Aug 14, 2009		

[^]Scheme Benchmark (Composite Benchmark = 70.00% MSCI World Energy 10/40 Net Total Return & 30.00% MSCI World (Net) - Net & Expressed in INR; Normalised Values) [#]Standard Benchmark. ^{*}Based on investment of ₹ 10,000 made at inception. All returns are for Regular Plan - Growth Option. Different plans shall have a different expense structure. The performance details provided herein are of Regular Plan. Since inception returns have been calculated from the date of allotment till 31 May 2017. Past performance may or may not be sustained in future and should not be used as a basis for comparison with other investments.

FUND MANAGER - Jay Kothari is managing the scheme since March 2013.

DSP BlackRock World Mining Fund (DSPBRWMF)			
Period	DSPBR World Mining Fund	Euromoney Global Mining Constrained Weights Net Total Return Index [^]	Nifty 50 [†]
1 year	17.38%	24.17%	17.91%
3 years	-8.08%	-3.16%	9.97%
5 years	-7.25%	-3.46%	14.33%
Since Inception	-5.40%	-2.31%	8.67%
Since Inception (Value*)	₹ 6623.30	8410.00	18545.38
NAV/Index Value (as of May 31, 2017)	₹ 6.62	40,737.03	9,621.25
Date of Allotment	Dec 29, 2009		

[^]Scheme Benchmark-Euromoney Global Mining Constrained Weights Net Total Return Index. [#]Standard Benchmark. ^{*}Based on investment of ₹ 10,000 made at inception. All returns are for Regular Plan - Growth Option. Different plans shall have a different expense structure. The performance details provided herein are of Regular Plan. Since inception returns have been calculated from the date of allotment till 31 May 2017. Past performance may or may not be sustained in future and should not be used as a basis for comparison with other investments.

FUND MANAGER - Rohit Singhania is managing the scheme since July 2012.
Jay Kothari is managing the scheme since March 2013.

DSP BlackRock Natural Resources and New Energy Fund (DSPBRNRNEF)			
Period	DSPBR Natural Resources and New Energy Fund	Composite Benchmark [^]	Nifty 50 ^f
1 year	59.37%	24.47%	17.91%
3 years	24.63%	-1.01%	9.97%
5 years	20.86%	6.60%	14.33%
Since Inception	13.24%	1.05%	7.19%
Since Inception (Value*)	₹ 31022.00	11002.30	18822.02
NAV/Index Value (as of May 31, 2017)	₹ 31.02	110.02	9,621.25
Date of Allotment	Apr 25, 2008		

[^]Scheme Benchmark (Composite Benchmark = 35% S&P BSE Oil & Gas Index, 30% S&P BSE Metal Index, 35% MSCI World Energy 10/40 Net Total Return - Net & Expressed in INR; Normalised Values) [#]Standard Benchmark. ^{*}Based on investment of ₹ 10,000 made at inception. All returns are for Regular Plan - Growth Option. Different plans shall have a different expense structure. The performance details provided herein are of Regular Plan. Since inception returns have been calculated from the date of allotment till 31 May 2017. Past performance may or may not be sustained in future and should not be used as a basis for comparison with other investments.

FUND MANAGER - Harish Zaveri is managing the scheme since December 2014.
Jay Kothari is managing the scheme since March 2013.

DSP BlackRock Focus 25 Fund (DSPBRF25F)			
Period	DSPBR Focus 25 Fund	S&P BSE 200 [^]	Nifty 50 ^f
1 year	22.23%	20.99%	17.91%
3 years	18.45%	12.15%	9.97%
5 years	19.20%	15.76%	14.33%
Since Inception	11.32%	9.90%	9.59%
Since Inception (Value*)	₹ 21128.00	19328.39	18944.69
NAV/Index Value (as of May 31, 2017)	₹ 21.13	4,165.52	9,621.25
Date of Allotment	Jun 10, 2010		

[^]Scheme Benchmark. [#]Standard Benchmark. ^{*}Based on investment of ₹ 10,000 made at inception. All returns are for Regular Plan - Growth Option. Different plans shall have a different expense structure. The performance details provided herein are of Regular Plan. Since inception returns have been calculated from the date of allotment till 31 May 2017. Past performance may or may not be sustained in future and should not be used as a basis for comparison with other investments.

FUND MANAGER - Laukik Bagwe is managing the scheme since August 2014.
Jay Kothari is managing the scheme since August 2014.
Kedar Karnik is managing the scheme since July 2016.

DSP BlackRock Global Allocation Fund (DSPBRGAF)			
Period	DSPBR Global Allocation Fund	Composite Benchmark [^]	Nifty 50 ^f
1 year	4.60%	6.04%	17.91%
3 years	NA	NA	NA
5 years	NA	NA	NA
Since Inception	3.70%	6.49%	7.40%
Since Inception (Value*)	₹ 11061.30	11909.19	12192.53
NAV/Index Value (as of May 31, 2017)	₹ 11.06	119.09	9,621.25
Date of Allotment	Aug 21, 2014		

[^]Scheme Benchmark. (Composite Benchmark = (36% S&P 500 Composite; 24% FTSE World (ex-US); 24% ML US Treasury Current 5 Year; 16% Citigroup Non-USD World Government Bond Index); Normalised Values). [#]Standard Benchmark. ^{*}Based on investment of ₹ 10,000 made at inception. All returns are for Regular Plan - Growth Option. Different plans shall have a different expense structure. The performance details provided herein are of Regular Plan. Since inception returns have been calculated from the date of allotment till 31 May 2017. Past performance may or may not be sustained in future and should not be used as a basis for comparison with other investments.

FUND MANAGER - Jay Kothari is managing the scheme since March 2013.
Laukik Bagwe is managing the scheme since August 2012.
Kedar Karnik is managing the scheme since July 2016.

DSP BlackRock US Flexible- Equity Fund (DSPBRUSFEF)			
Period	DSPBR US Flexible Equity Fund	Russell 1000 Index [^]	Nifty 50 ^f
1 year	12.58%	12.90%	17.91%
3 years	9.82%	12.95%	9.97%
5 years	NA	NA	NA
Since Inception	14.89%	18.24%	13.52%
Since Inception (Value*)	₹ 19540.50	22449.17	18446.71
NAV/Index Value (as of May 31, 2017)	₹ 19.54	4,76,258.35	9,621.25
Date of Allotment	Aug 3, 2012		

[^]Scheme Benchmark. [#]Standard Benchmark. ^{*}Based on investment of ₹ 10,000 made at inception. All returns are for Regular Plan - Growth Option. Different plans shall have a different expense structure. The performance details provided herein are of Regular Plan. Since inception returns have been calculated from the date of allotment till 31 May 2017. Past performance may or may not be sustained in future and should not be used as a basis for comparison with other investments.

-The term "Flexible" in the name of the Scheme signifies that the Investment Manager of the Underlying Fund can invest either in growth or value investment characteristic securities placing an emphasis as the market outlook warrants.

FUND MANAGER - Vinit Sambre is managing the scheme since June 2010.
Jay Kothari is managing the scheme since March 2013.

DSP BlackRock Micro Cap Fund (DSPBRMCF)			
Period	DSPBR Micro Cap Fund	S&P BSE Small Cap Index [^]	Nifty 50 ^f
1 year	34.08%	35.34%	17.91%
3 years	35.00%	18.67%	9.97%
5 years	32.78%	19.17%	14.33%
Since Inception	19.71%	7.52%	8.75%
Since Inception (Value*)	₹ 60129.00	20598.82	23072.54
NAV/Index Value (as of May 31, 2017)	₹ 60.13	15,080.21	9,621.25
Date of Allotment	Jun 14, 2007		

[^]Scheme Benchmark. [#]Standard Benchmark. ^{*}Based on investment of ₹ 10,000 made at inception. All returns are for Regular Plan - Growth Option. Different plans shall have a different expense structure. The performance details provided herein are of Regular Plan. Since inception returns have been calculated from the date of allotment till 31 May 2017. Past performance may or may not be sustained in future and should not be used as a basis for comparison with other investments.

Comparative Performance of schemes managed by Vikram Chopra

FUND MANAGER - Atul Bhole is managing the scheme since June 2016.
Vikram Chopra is managing the scheme since July 2016.
Pankaj Sharma is managing the scheme since July 2016.

DSP BlackRock Balanced Fund (DSPBRBaLF)			
Period	DSPBR Balanced Fund	CRISIL Balanced Fund - Aggressive Index [^]	Nifty 50 [^]
1 year	23.02%	15.61%	17.91%
3 years	18.46%	10.46%	9.97%
5 years	17.01%	12.85%	14.33%
Since Inception	15.65%	NA	12.83%
Since Inception (Value*)	₹ 137391.00	NA	88151.08
NAV/Index Value (as of May 31, 2017)	₹ 137.39	6,111.52	9,621.25
Date of Allotment	May 27, 1999		

[^]Scheme Benchmark. #Standard Benchmark. *Based on investment of ₹ 10,000 made at inception. All returns are for Regular Plan - Growth Option. Different plans shall have a different expense structure. The performance details provided herein are of Regular Plan. Since historical data is not available, performance has not been compared. Since inception returns have been calculated from the date of allotment till 31 May 2017. Past performance may or may not be sustained in future and should not be used as a basis for comparison with other investments.

FUND MANAGER - Vikram Chopra is managing the scheme since July 2016.
Kedar Karnik is managing the scheme since July 2016.
Mayur Patel is managing the scheme since June 2016.

DSP BlackRock MIP Fund- (DSPBRMIPF)			
Period	DSPBR MIP Fund	CRISIL MIP Blended Index [^]	CRISIL 1 Year T-Bill Index [^]
1 year	14.26%	12.07%	6.68%
3 years	10.44%	10.70%	7.62%
5 years	10.47%	10.29%	7.38%
Since Inception	10.03%	8.47%	6.03%
Since Inception (Value*)	₹ 34581.80	28714.10	21370.12
NAV/Index Value (as of May 31, 2017)	₹ 34.58	3,550.47	4,806.76
Date of Allotment	Jun 11, 2004		

[^]Scheme Benchmark. #Standard Benchmark. *Based on investment of ₹ 10,000 made at inception. All returns are for Regular Plan - Growth Option. Different plans shall have a different expense structure. The performance details provided herein are of Regular Plan. Since inception returns have been calculated from the date of allotment till 31 May 2017. Past performance may or may not be sustained in future and should not be used as a basis for comparison with other investments.

-Monthly income is not assured and is subject to availability of distributable surplus.

FUND MANAGER - Vikram Chopra is managing the scheme since July 2016.
Pankaj Sharma is managing the scheme since July 2016.

DSP BlackRock Government Securities Fund (DSPBRGSF)			
Period	DSPBR Government Securities Fund	ICICI Securities LI-Bex [^]	CRISIL 10 Year Gilt Index [^]
1 year	12.57%	12.06%	11.08%
3 years	10.70%	12.19%	10.69%
5 years	8.84%	10.55%	8.32%
Since Inception	10.01%	NA	NA
Since Inception (Value*)	₹ 53981.40	NA	NA
NAV/Index Value (as of May 31, 2017)	₹ 53.98	12,378.31	3,190.85
Date of Allotment	Sep 30, 1999		

[^]Scheme Benchmark. >The benchmark has been changed with effect from May 17, 2017. #Standard Benchmark. *Based on investment of ₹ 10,000 made at inception. All returns are for Regular Plan - Growth Option. Different plans shall have a different expense structure. The performance details provided herein are of Regular Plan. Since historical data is not available, performance has not been compared. Since inception returns have been calculated from the date of allotment till 31 May 2017. Past performance may or may not be sustained in future and should not be used as a basis for comparison with other investments.

FUND MANAGER - Vikram Chopra is managing the scheme since July 2016.
Kedar Karnik is managing the scheme since July 2016.

DSP BlackRock Treasury Bill Fund - RP (DSPBRTBF)			
Period	DSPBR Treasury Bill Fund	> CRISIL 1 Year T-Bill Index [^]	CRISIL 1 Year T-Bill Index [^]
Last 7 days till May 31, 2017	5.56%	7.97%	7.97%
Last 15 days till May 31, 2017	5.72%	7.43%	7.43%
Last 1 month till May 31, 2017	5.65%	6.28%	6.28%
1 year	6.18%	6.68%	6.68%
3 years	7.07%	7.62%	7.62%
5 years	7.82%	7.38%	7.38%
Since Inception	6.87%	6.51%	6.51%
Since Inception (Value*)	₹ 32375.30	30507.88	30507.88
NAV/Index Value (as of May 31, 2017)	₹ 32.38	4,806.76	4,806.76
Date of Allotment	Sep 30, 1999		

[^]Scheme Benchmark. >The benchmark has been changed with effect from May 17, 2017. #Standard Benchmark. *Based on investment of ₹ 10,000 made at inception. All returns are for Regular Plan - Growth Option. Different plans shall have a different expense structure. The performance details provided herein are of Regular Plan. Since historical data is not available, performance has not been compared. Since inception returns have been calculated from the date of allotment till 31 May 2017. Returns shown for 7 days, 15 days and 30 days are computed on simple annualised basis. Past performance may or may not be sustained in future and should not be used as a basis for comparison with other investments.

FUND MANAGER - Vikram Chopra is managing the scheme since July 2016.
Laukik Bagwe is managing the scheme since July 2016.

DSPBR Banking & PSU Debt Fund - RP (DSPBRBPDF)			
Period	DSPBR Banking & PSU Debt Fund	CRISIL Short Term Bond Fund Index [^]	CRISIL 1 Year T-Bill Index [^]
1 year	9.12%	8.82%	6.68%
3 years	9.10%	9.07%	7.62%
5 years	NA	NA	NA
Since Inception	9.47%	9.45%	7.80%
Since Inception (Value*)	₹ 13993.50	13984.55	13217.19
NAV/Index Value (as of May 31, 2017)	₹ 13.99	2,913.22	4,806.76
Date of Allotment	Sep 14, 2013		

[^]Scheme Benchmark. #Standard Benchmark. *Based on investment of ₹ 10,000 made at inception. All returns are for Regular Plan - Growth Option. Different plans shall have a different expense structure. The performance details provided herein are of Regular Plan. Since inception returns have been calculated from the date of allotment till 31 May 2017. In case of allotment date is a non-business day, the Benchmark returns are computed using the latest available benchmark value on the allotment date. Past performance may or may not be sustained in future and should not be used as a basis for comparison with other investments.

FUND MANAGER - Vikram Chopra is managing the scheme since July 2016.
Pankaj Sharma is managing the scheme since July 2016.

DSP BlackRock Bond Fund (DSPBRBF)			
Period	DSPBR Bond Fund	CRISIL Composite Bond Fund Index [^]	CRISIL 10 Year Gilt Index [^]
1 year	10.16%	10.95%	11.08%
3 years	9.67%	10.67%	10.69%
5 years	8.62%	9.42%	8.32%
Since Inception	8.56%	NA	NA
Since Inception (Value*)	₹ 52155.50	NA	NA
NAV/Index Value (as of May 31, 2017)	₹ 52.16	2,859.44	3,190.85
Date of Allotment	Apr 29, 1997		

[^]Scheme Benchmark. #Standard Benchmark. *Based on investment of ₹ 10,000 made at inception. All returns are for Regular Plan - Growth Option. Different plans shall have a different expense structure. The performance details provided herein are of Regular Plan. Since historical data is not available, performance has not been compared. Since inception returns have been calculated from the date of allotment till 31 May 2017. Past performance may or may not be sustained in future and should not be used as a basis for comparison with other investments.

FUND MANAGER - Pankaj Sharma is managing the scheme since July 2016.
Vikram Chopra is managing the scheme since July 2016.

DSP BlackRock Strategic Bond Fund - IP (DSPBRSBF)			
Period	DSPBR Strategic Bond Fund - IP	CRISIL Composite Bond Fund Index [^]	CRISIL 10 Year Gilt Index [^]
1 year	9.99%	10.95%	11.08%
3 years	9.91%	10.67%	10.69%
5 years	9.48%	9.42%	8.32%
Since Inception	8.31%	8.59%	6.88%
Since Inception (Value*)	₹ 19795.35	20232.36	17667.56
NAV/Index Value (as of May 31, 2017)	₹ 1979.54	2,859.44	3,190.85
Date of Allotment	Nov 12, 2008		

[^]Scheme Benchmark. [#]Standard Benchmark. ^{*}Based on investment of ₹ 10,000 made at inception. All returns are for Institutional Plan - Growth Option. Since inception returns have been calculated from Nov 12, 2008 as there were no investors in this plan for a significant period before this date. Different plans shall have a different expense structure. The performance details provided herein are of Regular Plan. Since inception returns have been calculated from the date of allotment till 31 May 2017. Past performance may or may not be sustained in future and should not be used as a basis for comparison with other investments.

FUND MANAGER - Vikram Chopra is managing the scheme since July 2016.
Vivek Ved is managing the scheme since July 2016.

DSP BlackRock Constant Maturity 10Y G-Sec Fund (DSPBRM10YGF)			
Period	DSPBR Constant Maturity 10Y G-Sec Fund	CRISIL 10 Year Gilt Index [^]	CRISIL 10 Year Gilt Index [^]
1 year	12.93%	11.08%	11.08%
3 years	NA	NA	NA
5 years	NA	NA	NA
Since Inception	11.51%	10.93%	10.93%
Since Inception (Value*)	₹ 13391.30	13205.19	13205.19
NAV/Index Value (as of May 31, 2017)	₹ 13.39	3,190.85	3,190.85
Date of Allotment	Sep 26, 2014		

[^]Scheme Benchmark. [#]Standard Benchmark. ^{*}Based on investment of ₹ 10,000 made at inception. All returns are for Regular Plan - Growth Option. Different plans shall have a different expense structure. The performance details provided herein are of Regular Plan. ^{*}Since historical data is not available, performance has not been compared. Since inception returns have been calculated from the date of allotment till 31 May 2017. Past performance may or may not be sustained in future and should not be used as a basis for comparison with other investments.

Comparative Performance of schemes managed by Pankaj Sharma

FUND MANAGER - Atul Bhole is managing the scheme since June 2016.
Vikram Chopra is managing the scheme since July 2016.
Pankaj Sharma is managing the scheme since July 2016.

DSP BlackRock Balanced Fund (DSPBRBaLF)			
Period	DSPBR Balanced Fund	CRISIL Balanced Fund - Aggressive Index [^]	Nifty 50 [^]
1 year	23.02%	15.61%	17.91%
3 years	18.46%	10.46%	9.97%
5 years	17.01%	12.85%	14.33%
Since Inception	15.65%	NA	12.83%
Since Inception (Value*)	₹ 137391.00	NA	88151.08
NAV/Index Value (as of May 31, 2017)	₹ 137.39	6,111.52	9,621.25
Date of Allotment	May 27, 1999		

[^]Scheme Benchmark. [#]Standard Benchmark. ^{*}Based on investment of ₹ 10,000 made at inception. All returns are for Regular Plan - Growth Option. Different plans shall have a different expense structure. The performance details provided herein are of Regular Plan. ^{*}Since historical data is not available, performance has not been compared. Since inception returns have been calculated from the date of allotment till 31 May 2017. Past performance may or may not be sustained in future and should not be used as a basis for comparison with other investments.

FUND MANAGER - Pankaj Sharma is managing the scheme since July 2016.
Vikram Chopra is managing the scheme since July 2016.

DSP BlackRock Strategic Bond Fund - RP (DSPBRSBF)			
Period	DSPBR Strategic Bond Fund - RP	CRISIL Composite Bond Fund Index [^]	CRISIL 10 Year Gilt Index [^]
1 year	10.05%	10.95%	11.08%
3 years	9.96%	10.67%	10.69%
5 years	9.46%	9.42%	8.32%
Since Inception	7.95%	8.12%	7.34%
Since Inception (Value*)	₹ 21594.38	21944.38	20406.16
NAV/Index Value (as of May 31, 2017)	₹ 2159.44	2,859.44	3,190.85
Date of Allotment	May 09, 2007		

[^]Scheme Benchmark. [#]Standard Benchmark. ^{*}Based on investment of ₹ 10,000 made at inception. All returns are for Regular Plan - Growth Option. Different plans shall have a different expense structure. The performance details provided herein are of Regular Plan. Since inception returns have been calculated from the date of allotment till 31 May 2017. Past performance may or may not be sustained in future and should not be used as a basis for comparison with other investments.

FUND MANAGER - Mayur Patel is managing the scheme since June 2016.
Vikram Chopra is managing the scheme since July 2016.
Kedar Karnik is managing the scheme since July 2016.

DSP BlackRock Equity Savings Fund (DSPBRESF)			
Period	DSP BlackRock Equity Savings Fund	Composite Benchmark [^]	Nifty 50 [^]
1 year	13.23%	11.64%	17.91%
3 years	NA	NA	NA
5 years	NA	NA	NA
Since Inception	13.34%	12.82%	22.01%
Since Inception (Value*)	₹ 11586.00	11523.44	12634.44
NAV/Index Value (as of May 31, 2017)	₹ 11.59	115.23	9,621.25
Date of Allotment	Mar 28, 2016		

[^]Scheme Benchmark (30% Nifty 500 + 70% CRISIL Liquid Fund Index). [#]Standard Benchmark. ^{*}Based on investment of ₹ 10,000 made at inception. All returns are for Regular Plan - Growth Option. Different plans shall have a different expense structure. The performance details provided herein are of Regular Plan. ^{*}Since historical data is not available, performance has not been compared. Since inception returns have been calculated from the date of allotment till 31 May 2017. Past performance may or may not be sustained in future and should not be used as a basis for comparison with other investments.

FUND MANAGER - Pankaj Sharma is managing the scheme since July 2016.
Laukik Bagwe is managing the scheme since July 2016.

DSP BlackRock Income Opportunities Fund - RP (DSPBRIOF)			
Period	DSPBR Income Opportunities Fund - RP	Composite Benchmark [^]	CRISIL 1 Year T-Bill Index [^]
1 year	9.55%	9.89%	6.68%
3 years	9.80%	9.87%	7.62%
5 years	9.52%	9.26%	7.38%
Since Inception	7.38%	7.02%	5.91%
Since Inception (Value*)	₹ 27223.30	25964.06	22418.13
NAV/Index Value (as of May 31, 2017)	₹ 27.22	259.64	4,806.76
Date of Allotment	May 13, 2003		

[^]Scheme Benchmark (Composite Benchmark = 50% of CRISIL Short Term Bond Fund Index + 50% of CRISIL Composite Bond Fund Index; Normalised Values). [#]Standard Benchmark. ^{*}Based on investment of ₹ 10,000 made at inception. All returns are for Regular Plan - Growth Option. Different plans shall have a different expense structure. The performance details provided herein are of Regular Plan. Since inception returns have been calculated from the date of allotment till 31 May 2017. Past performance may or may not be sustained in future and should not be used as a basis for comparison with other investments.

FUND MANAGER - Pankaj Sharma is managing the scheme since July 2016.
Laukik Bagwe is managing the scheme since July 2016.

DSP BlackRock Income Opportunities Fund - IP (DSPBRIOF) [®]			
Period	DSPBR Income Opportunities Fund - IP	Composite Benchmark [^]	CRISIL 1 Year T-Bill Index [^]
1 year	10.22%	9.89%	6.68%
3 years	10.40%	9.87%	7.62%
5 years	10.16%	9.26%	7.38%
Since Inception	8.31%	7.64%	6.23%
Since Inception (Value*)	₹ 25293.21	23545.03	20195.03
NAV/Index Value (as of May 31, 2017)	₹ 2529.32	259.64	4,806.76
Date of Allotment	Oct 18, 2005		

[^]Scheme Benchmark (Composite Benchmark = 50% of CRISIL Short Term Bond Fund Index + 50% of CRISIL Composite Bond Fund Index; Normalised Values). [#]Standard Benchmark. [®]discontinued plan. ^{*}Based on investment of ₹ 10,000 made at inception. All returns are for Institutional Plan - Growth Option. Different plans shall have a different expense structure. The performance details provided herein are of Regular Plan. Since inception returns have been calculated from the date of allotment till 31 May 2017. Past performance may or may not be sustained in future and should not be used as a basis for comparison with other investments.

FUND MANAGER - Pankaj Sharma is managing the scheme since July 2016.
Vikram Chopra is managing the scheme since July 2016.

DSP BlackRock Strategic Bond Fund - IP (DSPBRSBF)			
Period	DSPBR Strategic Bond Fund - IP	CRISIL Composite Bond Fund Index [^]	CRISIL 10 Year Gilt Index [^]
1 year	9.99%	10.95%	11.08%
3 years	9.91%	10.67%	10.69%
5 years	9.48%	9.42%	8.32%
Since Inception	8.31%	8.59%	6.88%
Since Inception (Value*)	₹ 19795.35	20232.36	17667.56
NAV/Index Value (as of May 31, 2017)	₹ 1979.54	2,859.44	3,190.85
Date of Allotment	Nov 12, 2008		

[^]Scheme Benchmark. [#]Standard Benchmark. ^{*}Based on investment of ₹ 10,000 made at inception. All returns are for Institutional Plan - Growth Option. Since inception returns have been calculated from Nov 12, 2008 as there were no investors in this plan for a significant period before this date. Different plans shall have a different expense structure. The performance details provided herein are of Regular Plan. Since inception returns have been calculated from the date of allotment till 31 May 2017. Past performance may or may not be sustained in future and should not be used as a basis for comparison with other investments.

FUND MANAGER - Vikram Chopra is managing the scheme since July 2016.
Pankaj Sharma is managing the scheme since July 2016.

DSP BlackRock Government Securities Fund (DSPBRGSF)			
Period	DSPBR Government Securities Fund	ICICI Securities Li-Bex [^]	CRISIL 10 Year Gilt Index [^]
1 year	12.57%	12.06%	11.08%
3 years	10.70%	12.19%	10.69%
5 years	8.84%	10.55%	8.32%
Since Inception	10.01%	NA	NA
Since Inception (Value*)	₹ 53981.40	NA	NA
NAV/Index Value (as of May 31, 2017)	₹ 53.98	12,378.31	3,190.85
Date of Allotment	Sep 30, 1999		

[^]Scheme Benchmark. [>]The benchmark has been changed with effect from May 17, 2017. [#]Standard Benchmark. ^{*}Based on investment of ₹ 10,000 made at inception. All returns are for Regular Plan - Growth Option. Different plans shall have a different expense structure. The performance details provided herein are of Regular Plan. Since historical data is not available, performance has not been compared. Since inception returns have been calculated from the date of allotment till 31 May 2017. Past performance may or may not be sustained in future and should not be used as a basis for comparison with other investments.

Comparative Performance of schemes managed by Vivek Ved

FUND MANAGER - Vikram Chopra is managing the scheme since July 2016.
Vivek Ved is managing the scheme since July 2016.

DSP BlackRock Constant Maturity 10Y G-Sec Fund (DSPBRM10YGF)			
Period	DSPBR Constant Maturity 10Y G-Sec Fund	CRISIL 10 Year Gilt Index [^]	CRISIL 10 Year Gilt Index [^]
1 year	12.93%	11.08%	11.08%
3 years	NA	NA	NA
5 years	NA	NA	NA
Since Inception	11.51%	10.93%	10.93%
Since Inception (Value*)	₹ 13391.30	13205.19	13205.19
NAV/Index Value (as of May 31, 2017)	₹ 13.39	3,190.85	3,190.85
Date of Allotment	Sep 26, 2014		

[^]Scheme Benchmark. [#]Standard Benchmark. ^{*}Based on investment of ₹ 10,000 made at inception. All returns are for Regular Plan - Growth Option. Different plans shall have a different expense structure. The performance details provided herein are of Regular Plan. Since historical data is not available, performance has not been compared. Since inception returns have been calculated from the date of allotment till 31 May 2017. Past performance may or may not be sustained in future and should not be used as a basis for comparison with other investments.

FUND MANAGER - Pankaj Sharma is managing the scheme since July 2016.
Vikram Chopra is managing the scheme since July 2016.

DSP BlackRock Strategic Bond Fund - RP (DSPBRSBF)			
Period	DSPBR Strategic Bond Fund - RP	CRISIL Composite Bond Fund Index [^]	CRISIL 10 Year Gilt Index [^]
1 year	10.05%	10.95%	11.08%
3 years	9.96%	10.67%	10.69%
5 years	9.46%	9.42%	8.32%
Since Inception	7.95%	8.12%	7.34%
Since Inception (Value*)	₹ 21594.38	21944.38	20406.16
NAV/Index Value (as of May 31, 2017)	₹ 2159.44	2,859.44	3,190.85
Date of Allotment	May 09, 2007		

[^]Scheme Benchmark. [#]Standard Benchmark. ^{*}Based on investment of ₹ 10,000 made at inception. All returns are for Regular Plan - Growth Option. Different plans shall have a different expense structure. The performance details provided herein are of Regular Plan. Since inception returns have been calculated from the date of allotment till 31 May 2017. Past performance may or may not be sustained in future and should not be used as a basis for comparison with other investments.

FUND MANAGER - Vikram Chopra is managing the scheme since July 2016.
Pankaj Sharma is managing the scheme since July 2016.

DSP BlackRock Bond Fund (DSPBRBF)			
Period	DSPBR Bond Fund	CRISIL Composite Bond Fund Index [^]	CRISIL 10 Year Gilt Index [^]
1 year	10.16%	10.95%	11.08%
3 years	9.67%	10.67%	10.69%
5 years	8.62%	9.42%	8.32%
Since Inception	8.56%	NA	NA
Since Inception (Value*)	₹ 52155.50	NA	NA
NAV/Index Value (as of May 31, 2017)	₹ 52.16	2,859.44	3,190.85
Date of Allotment	Apr 29, 1997		

[^]Scheme Benchmark. [#]Standard Benchmark. ^{*}Based on investment of ₹ 10,000 made at inception. All returns are for Regular Plan - Growth Option. Different plans shall have a different expense structure. The performance details provided herein are of Regular Plan. Since historical data is not available, performance has not been compared. Since inception returns have been calculated from the date of allotment till 31 May 2017. Past performance may or may not be sustained in future and should not be used as a basis for comparison with other investments.

Comparative Performance of schemes managed by Laukik Bagwe

FUND MANAGER - Laukik Bagwe is managing the scheme since June 2010.
Kedar Karnik is managing the scheme since July 2016.

DSP BlackRock Liquidity Fund - IP (DSPBRLF)			
Period	DSPBR Liquidity Fund - IP	CRISIL Liquid Fund Index [^]	CRISIL 91 Day T-Bill Index ^f
Last 7 days till May 31, 2017	6.35%	6.44%	5.54%
Last 15 days till May 31, 2017	6.39%	6.79%	6.05%
Last 1 month till May 31, 2017	6.38%	6.55%	6.13%
1 year	6.95%	6.96%	6.51%
3 years	7.95%	7.89%	7.62%
5 years	8.45%	8.28%	7.97%
Since Inception	7.67%	7.44%	6.40%
Since Inception (Value*)	₹ 23428.99	22862.98	20450.66
NAV/Index Value (as of May 31, 2017)	₹ 2342.90	2,714.91	4,711.28
Date of Allotment	Nov 23, 2005		

[^]Scheme Benchmark. [#]Standard Benchmark. ^{*}Based on investment of ₹ 10,000 made at inception. All returns are for Institutional Plan - Growth Option. Different plans shall have a different expense structure. The performance details provided herein are of Regular Plan. Since inception returns have been calculated from the date of allotment till 31 May 2017. Returns shown for 7 days, 15 days and 30 days are computed on simple annualised basis. Past performance may or may not be sustained in future and should not be used as a basis for comparison with other investments.

FUND MANAGER - Laukik Bagwe is managing the scheme since March 2015.
Kedar Karnik is managing the scheme since July 2016.

DSP BlackRock Ultra Short Term Fund (DSPBRUSTF)			
Period	DSP BlackRock Ultra Short Term Fund	CRISIL Liquid Fund Index [^]	CRISIL 91 Day T-Bill Index ^f
1 year	7.75%	6.96%	6.51%
3 years	NA	NA	NA
5 years	NA	NA	NA
Since Inception	8.32%	7.57%	7.23%
Since Inception (Value*)	₹ 11947.30	11765.79	11682.17
NAV/Index Value (as of May 31, 2017)	₹ 11.95	2,714.91	4,711.28
Date of Allotment	Mar 10, 2015		

[^]Scheme Benchmark. [>]The benchmark has been changed with effect from May 17, 2017. [#]Standard Benchmark. ^{*}Based on investment of ₹ 10,000 made at inception. All returns are for Regular Plan - Growth Option. Different plans shall have a different expense structure. The performance details provided herein are of Regular Plan. Since inception returns have been calculated from the date of allotment till 31 May 2017. Past performance may or may not be sustained in future and should not be used as a basis for comparison with other investments.

FUND MANAGER - Laukik Bagwe is managing the scheme since March 2013.
Kedar Karnik is managing the scheme since July 2016.

DSP BlackRock Money Manager Fund - IP (DSPBRMMF) ^o			
Period	DSPBR Money Manager Fund - IP	CRISIL Liquid Fund Index [^]	CRISIL 1 Year T-Bill Index ^f
1 year	7.40%	6.96%	6.68%
3 years	8.11%	7.89%	7.62%
5 years	8.66%	8.28%	7.38%
Since Inception	7.98%	7.54%	6.33%
Since Inception (Value*)	₹ 22984.64	21995.72	19457.73
NAV/Index Value (as of May 31, 2017)	₹ 2298.46	2,714.91	4,806.76
Date of Allotment	Jul 31, 2006		

[^]Scheme Benchmark. [#]Standard Benchmark. ^odiscontinued plan. ^{*}Based on investment of ₹ 10,000 made at inception. All returns are for Institutional Plan - Growth Option. Different plans shall have a different expense structure. The performance details provided herein are of Regular Plan. Since inception returns have been calculated from the date of allotment till 31 May 2017. Past performance may or may not be sustained in future and should not be used as a basis for comparison with other investments.

FUND MANAGER - Jay Kothari is managing the scheme since March 2013.
Laukik Bagwe is managing the scheme since August 2012.
Kedar Karnik is managing the scheme since July 2016.

DSP BlackRock US Flexible- Equity Fund (DSPBRUSFEF)			
Period	DSPBR US Flexible Equity Fund	Russell 1000 Index [^]	Nifty 50 ^f
1 year	12.58%	12.90%	17.91%
3 years	9.82%	12.95%	9.97%
5 years	NA	NA	NA
Since Inception	14.89%	18.24%	13.52%
Since Inception (Value*)	₹ 19540.50	22449.17	18446.71
NAV/Index Value (as of May 31, 2017)	₹ 19.54	4,76,258.35	9,621.25
Date of Allotment	Aug 3, 2012		

[^]Scheme Benchmark. [#]Standard Benchmark. ^{*}Based on investment of ₹ 10,000 made at inception. All returns are for Regular Plan - Growth Option. Different plans shall have a different expense structure. The performance details provided herein are of Regular Plan. Since inception returns have been calculated from the date of allotment till 31 May 2017. Past performance may or may not be sustained in future and should not be used as a basis for comparison with other investments.

-The term "Flexible" in the name of the Scheme signifies that the Investment Manager of the Underlying Fund can invest either in growth or value investment characteristic securities placing an emphasis as the market outlook warrants.

FUND MANAGER - Kedar Karnik is managing the scheme since July 2016.
Laukik Bagwe is managing the scheme since July 2016.

DSP BlackRock Short Term Fund (DSPBRSTF)			
Period	DSPBR Short Term Fund	CRISIL Short Term Bond Fund Index [^]	CRISIL 1 Year T-Bill Index ^f
1 year	7.76%	8.82%	6.68%
3 years	8.55%	9.07%	7.62%
5 years	8.78%	9.08%	7.38%
Since Inception	7.28%	7.22%	5.94%
Since Inception (Value*)	₹ 28146.80	27937.86	23415.63
NAV/Index Value (as of May 31, 2017)	₹ 28.15	2,913.22	4,806.76
Date of Allotment	Sep 09, 2002		

[^]Scheme Benchmark. [#]Standard Benchmark. ^{*}Based on investment of ₹ 10,000 made at inception. All returns are for Regular Plan - Growth Option. Different plans shall have a different expense structure. The performance details provided herein are of Regular Plan. Since inception returns have been calculated from the date of allotment till 31 May 2017. Past performance may or may not be sustained in future and should not be used as a basis for comparison with other investments.

FUND MANAGER - Laukik Bagwe is managing the scheme since March 2013.
Kedar Karnik is managing the scheme since July 2016.

DSP BlackRock Money Manager Fund - RP (DSPBRMMF)			
Period	DSPBR Money Manager Fund - RP	CRISIL Liquid Fund Index [^]	CRISIL 1 Year T-Bill Index ^f
1 year	6.95%	6.96%	6.68%
3 years	7.67%	7.89%	7.62%
5 years	8.18%	8.28%	7.38%
Since Inception	7.56%	7.54%	6.33%
Since Inception (Value*)	₹ 22027.87	21995.72	19457.73
NAV/Index Value (as of May 31, 2017)	₹ 2202.79	2,714.91	4,806.76
Date of Allotment	Jul 31, 2006		

[^]Scheme Benchmark. [#]Standard Benchmark. ^{*}Based on investment of ₹ 10,000 made at inception. All returns are for Regular Plan - Growth Option. Different plans shall have a different expense structure. The performance details provided herein are of Regular Plan. Since inception returns have been calculated from the date of allotment till 31 May 2017. Past performance may or may not be sustained in future and should not be used as a basis for comparison with other investments.

FUND MANAGER - Laukik Bagwe is managing the scheme since June 2010.
Kedar Karnik is managing the scheme since July 2016.

DSP BlackRock Liquidity Fund - RP (DSPBRLF)			
Period	DSPBR Liquidity Fund - RP	CRISIL Liquid Fund Index [^]	CRISIL 91 Day T-Bill Index [†]
Last 7 days till May 31, 2017	6.29%	6.44%	5.54%
Last 15 days till May 31, 2017	6.32%	6.79%	6.05%
Last 1 month till May 31, 2017	6.31%	6.55%	6.13%
1 year	6.86%	6.96%	6.51%
3 years	7.83%	7.89%	7.62%
5 years	8.28%	8.28%	7.97%
Since Inception	7.25%	0.00%	6.64%
Since Inception (Value*)	₹ 38438.00	0.00	34431.88
NAV/Index Value (as of May 31, 2017)	₹ 38.44	2,714.91	4,711.28
Date of Allotment	Mar 11, 1998		

[^]Scheme Benchmark. [#]Standard Benchmark. ^{*}Based on investment of ₹ 10,000 made at inception. All returns are for Regular Plan - Growth Option. Different plans shall have a different expense structure. The performance details provided herein are of Regular Plan. [†]Since historical data is not available, performance has not been compared. Since inception returns have been calculated from the date of allotment till 31 May 2017. Returns shown for 7 days, 15 days and 30 days are computed on simple annualised basis. Past performance may or may not be sustained in future and should not be used as a basis for comparison with other investments.

FUND MANAGER - Pankaj Sharma is managing the scheme since July 2016.
Laukik Bagwe is managing the scheme since July 2016.

DSP BlackRock Income Opportunities Fund - RP (DSPBRIOF)			
Period	DSPBR Income Opportunities Fund - RP	Composite Benchmark [^]	CRISIL 1 Year T-Bill Index [†]
1 year	9.55%	9.89%	6.68%
3 years	9.80%	9.87%	7.62%
5 years	9.52%	9.26%	7.38%
Since Inception	7.38%	7.02%	5.91%
Since Inception (Value*)	₹ 27223.30	25964.06	22418.13
NAV/Index Value (as of May 31, 2017)	₹ 27.22	259.64	4,806.76
Date of Allotment	May 13, 2003		

[^]Scheme Benchmark (Composite Benchmark = 50% of CRISIL Short Term Bond Fund Index + 50% of CRISIL Composite Bond Fund Index; Normalised Values). [#]Standard Benchmark. ^{*}Based on investment of ₹ 10,000 made at inception. All returns are for Regular Plan - Growth Option. Different plans shall have a different expense structure. The performance details provided herein are of Regular Plan. Since inception returns have been calculated from the date of allotment till 31 May 2017. Past performance may or may not be sustained in future and should not be used as a basis for comparison with other investments.

FUND MANAGER - Mayur Patel is managing the scheme since June 2016.
Kedar Karnik is managing the scheme since July 2016
Laukik Bagwe is managing the scheme since July 2016

DSP BlackRock Dynamic Asset Allocation Fund (DSPBRDAAF)			
Period	DSPBR Dynamic Asset Allocation Fund	CRISIL Balanced Fund - Aggressive Index [^]	Nifty 50 [†]
1 year	13.82%	15.61%	17.91%
3 years	9.28%	10.46%	9.97%
5 years	NA	NA	NA
Since Inception	10.17%	13.93%	15.10%
Since Inception (Value*)	₹ 13785.10	15407.14	15938.99
NAV/Index Value (as of May 31, 2017)	₹ 13.79	6,111.52	9,621.25
Date of Allotment	Feb 06, 2014		

[^]Scheme Benchmark. [#]Standard Benchmark. ^{*}Based on investment of ₹ 10,000 made at inception. All returns are for Regular Plan - Growth Option. Different plans shall have a different expense structure. The performance details provided herein are of Regular Plan. Since inception returns have been calculated from the date of allotment till 31 May 2017. Past performance may or may not be sustained in future and should not be used as a basis for comparison with other investments.

FUND MANAGER - Vikram Chopra is managing the scheme since July 2016.
Laukik Bagwe is managing the scheme since July 2016.

DSPBR Banking & PSU Debt Fund - RP (DSPBRBPDF)			
Period	DSPBR Banking & PSU Debt Fund	CRISIL Short Term Bond Fund Index [^]	CRISIL 1 Year T-Bill Index [†]
1 year	9.12%	8.82%	6.68%
3 years	9.10%	9.07%	7.62%
5 years	NA	NA	NA
Since Inception	9.47%	9.45%	7.80%
Since Inception (Value*)	₹ 13993.50	13984.55	13217.19
NAV/Index Value (as of May 31, 2017)	₹ 13.99	2,913.22	4,806.76
Date of Allotment	Sep 14, 2013		

[^]Scheme Benchmark. [#]Standard Benchmark. ^{*}Based on investment of ₹ 10,000 made at inception. All returns are for Regular Plan - Growth Option. Different plans shall have a different expense structure. The performance details provided herein are of Regular Plan. Since inception returns have been calculated from the date of allotment till 31 May 2017. In case of allotment date is a non-business day, the Benchmark returns are computed using the latest available benchmark value on the allotment date. Past performance may or may not be sustained in future and should not be used as a basis for comparison with other investments.

FUND MANAGER - Pankaj Sharma is managing the scheme since July 2016.
Laukik Bagwe is managing the scheme since July 2016.

DSP BlackRock Income Opportunities Fund - IP (DSPBRIOF) [®]			
Period	DSPBR Income Opportunities Fund - IP	Composite Benchmark [^]	CRISIL 1 Year T-Bill Index [†]
1 year	10.22%	9.89%	6.68%
3 years	10.40%	9.87%	7.62%
5 years	10.16%	9.26%	7.38%
Since Inception	8.31%	7.64%	6.23%
Since Inception (Value*)	₹ 25293.21	23545.03	20195.03
NAV/Index Value (as of May 31, 2017)	₹ 2529.32	259.64	4,806.76
Date of Allotment	Oct 18, 2005		

[^]Scheme Benchmark (Composite Benchmark = 50% of CRISIL Short Term Bond Fund Index + 50% of CRISIL Composite Bond Fund Index; Normalised Values). [#]Standard Benchmark. ^{*}discontinued plan. [†]Based on investment of ₹ 10,000 made at inception. All returns are for Institutional Plan - Growth Option. Different plans shall have a different expense structure. The performance details provided herein are of Regular Plan. Since inception returns have been calculated from the date of allotment till 31 May 2017. Past performance may or may not be sustained in future and should not be used as a basis for comparison with other investments.

FUND MANAGER - Laukik Bagwe is managing the scheme since August 2014.
Jay Kothari is managing the scheme since August 2014.
Kedar Karnik is managing the scheme since July 2016.

DSP BlackRock Global Allocation Fund (DSPBRGAF)			
Period	DSPBR Global Allocation Fund	Composite Benchmark [^]	Nifty 50 [†]
1 year	4.60%	6.04%	17.91%
3 years	NA	NA	NA
5 years	NA	NA	NA
Since Inception	3.70%	6.49%	7.40%
Since Inception (Value*)	₹ 11061.30	11909.19	12192.53
NAV/Index Value (as of May 31, 2017)	₹ 11.06	119.09	9,621.25
Date of Allotment	Aug 21, 2014		

[^]Scheme Benchmark. (Composite Benchmark = (36% S&P 500 Composite; 24% FTSE World (ex-US); 24% ML US Treasury Current 5 Year; 16% Citigroup Non-USD World Government Bond Index); Normalised Values). [#]Standard Benchmark. ^{*}Based on investment of ₹ 10,000 made at inception. All returns are for Regular Plan - Growth Option. Different plans shall have a different expense structure. The performance details provided herein are of Regular Plan. Since inception returns have been calculated from the date of allotment till 31 May 2017. Past performance may or may not be sustained in future and should not be used as a basis for comparison with other investments.

Comparative Performance of schemes managed by Kedar Karnik

FUND MANAGER - Jay Kothari is managing the scheme since March 2013.
Laukik Bagwe is managing the scheme since August 2012.
Kedar Karnik is managing the scheme since July 2016.

DSP BlackRock US Flexible- Equity Fund (DSPBRUSFEF)			
Period	DSPBR US Flexible Equity Fund	Russell 1000 Index [^]	Nifty 50 [^]
1 year	12.58%	12.90%	17.91%
3 years	9.82%	12.95%	9.97%
5 years	NA	NA	NA
Since Inception	14.89%	18.24%	13.52%
Since Inception (Value*)	₹ 19540.50	22449.17	18446.71
NAV/Index Value (as of May 31, 2017)	₹ 19.54	4,76,258.35	9,621.25
Date of Allotment	Aug 3, 2012		

[^]Scheme Benchmark. #Standard Benchmark. *Based on investment of ₹ 10,000 made at inception. All returns are for Regular Plan - Growth Option. Different plans shall have a different expense structure. The performance details provided herein are of Regular Plan. Since inception returns have been calculated from the date of allotment till 31 May 2017. Past performance may or may not be sustained in future and should not be used as a basis for comparison with other investments.

-The term "Flexible" in the name of the Scheme signifies that the Investment Manager of the Underlying Fund can invest either in growth or value investment characteristic securities placing an emphasis as the market outlook warrants.

FUND MANAGER - Vikram Chopra is managing the scheme since July 2016.
Kedar Karnik is managing the scheme since July 2016.
Mayur Patel is managing the scheme since June 2016.

DSP BlackRock MIP Fund- (DSPBRMIPF)			
Period	DSPBR MIP Fund	CRISIL MIP Blended Index [^]	CRISIL 1 Year T-Bill Index [^]
1 year	14.26%	12.07%	6.68%
3 years	10.44%	10.70%	7.62%
5 years	10.47%	10.29%	7.38%
Since Inception	10.03%	8.47%	6.03%
Since Inception (Value*)	₹ 34581.80	28714.10	21370.12
NAV/Index Value (as of May 31, 2017)	₹ 34.58	3,550.47	4,806.76
Date of Allotment	Jun 11, 2004		

[^]Scheme Benchmark. #Standard Benchmark. *Based on investment of ₹ 10,000 made at inception. All returns are for Regular Plan - Growth Option. Different plans shall have a different expense structure. The performance details provided herein are of Regular Plan. Since inception returns have been calculated from the date of allotment till 31 May 2017. Past performance may or may not be sustained in future and should not be used as a basis for comparison with other investments.

-Monthly income is not assured and is subject to availability of distributable surplus.

FUND MANAGER - Kedar Karnik is managing the scheme since July 2016.
Laukik Bagwe is managing the scheme since July 2016.

DSP BlackRock Short Term Fund (DSPBRSTF)			
Period	DSPBR Short Term Fund	CRISIL Short Term Bond Fund Index [^]	CRISIL 1 Year T-Bill Index [^]
1 year	7.76%	8.82%	6.68%
3 years	8.55%	9.07%	7.62%
5 years	8.78%	9.08%	7.38%
Since Inception	7.28%	7.22%	5.94%
Since Inception (Value*)	₹ 28146.80	27937.86	23415.63
NAV/Index Value (as of May 31, 2017)	₹ 28.15	2,913.22	4,806.76
Date of Allotment	Sep 09, 2002		

[^]Scheme Benchmark. #Standard Benchmark.*Based on investment of ₹ 10,000 made at inception. All returns are for Regular Plan - Growth Option. Different plans shall have a different expense structure. The performance details provided herein are of Regular Plan. Since inception returns have been calculated from the date of allotment till 31 May 2017. Past performance may or may not be sustained in future and should not be used as a basis for comparison with other investments.

FUND MANAGER - Laukik Bagwe is managing the scheme since March 2015.
Kedar Karnik is managing the scheme since July 2016.

DSP BlackRock Ultra Short Term Fund (DSPBRUSTF)			
Period	DSP BlackRock Ultra Short Term Fund	>CRISIL Liquid Fund Index [^]	CRISIL 91 Day T-Bill Index [^]
1 year	7.75%	6.96%	6.51%
3 years	NA	NA	NA
5 years	NA	NA	NA
Since Inception	8.32%	7.57%	7.23%
Since Inception (Value*)	₹ 11947.30	11765.79	11682.17
NAV/Index Value (as of May 31, 2017)	₹ 11.95	2,714.91	4,711.28
Date of Allotment	Mar 10, 2015		

[^]Scheme Benchmark. >The benchmark has been changed with effect from May 17, 2017. #Standard Benchmark. *Based on investment of ₹ 10,000 made at inception. All returns are for Regular Plan - Growth Option. Different plans shall have a different expense structure. The performance details provided herein are of Regular Plan. Since inception returns have been calculated from the date of allotment till 31 May 2017. Past performance may or may not be sustained in future and should not be used as a basis for comparison with other investments.

FUND MANAGER - Vikram Chopra is managing the scheme since July 2016.
Kedar Karnik is managing the scheme since July 2016.

DSP BlackRock Treasury Bill Fund - RP (DSPBRRTBF)			
Period	DSPBR Treasury Bill Fund	>CRISIL 1 Year T-Bill Index [^]	CRISIL 1 Year T-Bill Index [^]
Last 7 days till May 31, 2017	5.56%	7.97%	7.97%
Last 15 days till May 31, 2017	5.72%	7.43%	7.43%
Last 1 month till May 31, 2017	5.65%	6.28%	6.28%
1 year	6.18%	6.68%	6.68%
3 years	7.07%	7.62%	7.62%
5 years	7.82%	7.38%	7.38%
Since Inception	6.87%	6.51%	6.51%
Since Inception (Value*)	₹ 32375.30	30507.88	30507.88
NAV/Index Value (as of May 31, 2017)	₹ 32.38	4,806.76	4,806.76
Date of Allotment	Sep 30, 1999		

[^]Scheme Benchmark. >The benchmark has been changed with effect from May 17, 2017. #Standard Benchmark.*Based on investment of ₹ 10,000 made at inception. All returns are for Regular Plan - Growth Option. Different plans shall have a different expense structure. The performance details provided herein are of Regular Plan. Since inception returns have been calculated from the date of allotment till 31 May 2017. Returns shown for 7 days, 15 days and 30 days are computed on simple annualised basis. Past performance may or may not be sustained in future and should not be used as a basis for comparison with other investments.

FUND MANAGER - Laukik Bagwe is managing the scheme since March 2013
Kedar Karnik is managing the scheme since July 2016.

DSP BlackRock Money Manager Fund - IP (DSPBRMMF) [®]			
Period	DSPBR Money Manager Fund - IP	CRISIL Liquid Fund Index [^]	CRISIL 1 Year T-Bill Index [^]
1 year	7.40%	6.96%	6.68%
3 years	8.11%	7.89%	7.62%
5 years	8.66%	8.28%	7.38%
Since Inception	7.98%	7.54%	6.33%
Since Inception (Value*)	₹ 22984.64	21995.72	19457.73
NAV/Index Value (as of May 31, 2017)	₹ 2298.46	2,714.91	4,806.76
Date of Allotment	Jul 31, 2006		

[^]Scheme Benchmark. #Standard Benchmark. [®]discontinued plan. *Based on investment of ₹ 10,000 made at inception. All returns are for Institutional Plan - Growth Option. Different plans shall have a different expense structure. The performance details provided herein are of Regular Plan. Since inception returns have been calculated from the date of allotment till 31 May 2017. Past performance may or may not be sustained in future and should not be used as a basis for comparison with other investments.

FUND MANAGER - Laukik Bagwe is managing the scheme since June 2010.
Kedar Karnik is managing the scheme since July 2016.

DSP BlackRock Liquidity Fund - RP (DSPBRLF)			
Period	DSPBR Liquidity Fund - RP	CRISIL Liquid Fund Index [^]	CRISIL 91 Day T-Bill Index [^]
Last 7 days till May 31, 2017	6.29%	6.44%	5.54%
Last 15 days till May 31, 2017	6.32%	6.79%	6.05%
Last 1 month till May 31, 2017	6.31%	6.55%	6.13%
1 year	6.86%	6.96%	6.51%
3 years	7.83%	7.89%	7.62%
5 years	8.28%	8.28%	7.97%
Since Inception	7.25%	0.00%	6.64%
Since Inception (Value*)	₹ 38438.00	0.00	34431.88
NAV/Index Value (as of May 31, 2017)	₹ 38.44	2,714.91	4,711.28
Date of Allotment	Mar 11, 1998		

[^]Scheme Benchmark. [#]Standard Benchmark. *Based on investment of ₹ 10,000 made at inception. All returns are for Regular Plan - Growth Option. Different plans shall have a different expense structure. The performance details provided herein are of Regular Plan. Since historical data is not available, performance has not been compared. Since inception returns have been calculated from the date of allotment till 31 May 2017. Returns shown for 7 days, 15 days and 30 days are computed on simple annualised basis. Past performance may or may not be sustained in future and should not be used as a basis for comparison with other investments.

FUND MANAGER - Laukik Bagwe is managing the scheme since March 2013.
Kedar Karnik is managing the scheme since July 2016.

DSP BlackRock Money Manager Fund - RP (DSPBRMMF)			
Period	DSPBR Money Manager Fund - RP	CRISIL Liquid Fund Index [^]	CRISIL 1 Year T-Bill Index [^]
1 year	6.95%	6.96%	6.68%
3 years	7.67%	7.89%	7.62%
5 years	8.18%	8.28%	7.38%
Since Inception	7.56%	7.54%	6.33%
Since Inception (Value*)	₹ 22027.87	21995.72	19457.73
NAV/Index Value (as of May 31, 2017)	₹ 2202.79	2,714.91	4,806.76
Date of Allotment	Jul 31, 2006		

[^]Scheme Benchmark. [#]Standard Benchmark. *Based on investment of ₹ 10,000 made at inception. All returns are for Regular Plan - Growth Option. Different plans shall have a different expense structure. The performance details provided herein are of Regular Plan. Since inception returns have been calculated from the date of allotment till 31 May 2017. Past performance may or may not be sustained in future and should not be used as a basis for comparison with other investments.

FUND MANAGER - Laukik Bagwe is managing the scheme since August 2014.
Jay Kothari is managing the scheme since August 2014.
Kedar Karnik is managing the scheme since July 2016.

DSP BlackRock Global Allocation Fund (DSPBRGAF)			
Period	DSPBR Global Allocation Fund	Composite Benchmark [^]	Nifty 50 [^]
1 year	4.60%	6.04%	17.91%
3 years	NA	NA	NA
5 years	NA	NA	NA
Since Inception	3.70%	6.49%	7.40%
Since Inception (Value*)	₹ 11061.30	11909.19	12192.53
NAV/Index Value (as of May 31, 2017)	₹ 11.06	119.09	9,621.25
Date of Allotment	Aug 21, 2014		

[^]Scheme Benchmark. (Composite Benchmark = (36% S&P 500 Composite; 24% FTSE World (ex-US); 24% ML US Treasury Current 5 Year; 16% Citigroup Non-USD World Government Bond Index); Normalised Values). [#]Standard Benchmark. *Based on investment of ₹ 10,000 made at inception. All returns are for Regular Plan - Growth Option. Different plans shall have a different expense structure. The performance details provided herein are of Regular Plan. Since inception returns have been calculated from the date of allotment till 31 May 2017. Past performance may or may not be sustained in future and should not be used as a basis for comparison with other investments.

FUND MANAGER - Laukik Bagwe is managing the scheme since June 2010.
Kedar Karnik is managing the scheme since July 2016.

DSP BlackRock Liquidity Fund - IP (DSPBRLF)			
Period	DSPBR Liquidity Fund - IP	CRISIL Liquid Fund Index [^]	CRISIL 91 Day T-Bill Index [^]
Last 7 days till May 31, 2017	6.35%	6.44%	5.54%
Last 15 days till May 31, 2017	6.39%	6.79%	6.05%
Last 1 month till May 31, 2017	6.38%	6.55%	6.13%
1 year	6.95%	6.96%	6.51%
3 years	7.95%	7.89%	7.62%
5 years	8.45%	8.28%	7.97%
Since Inception	7.67%	7.44%	6.40%
Since Inception (Value*)	₹ 23428.99	22862.98	20450.66
NAV/Index Value (as of May 31, 2017)	₹ 2342.90	2,714.91	4,711.28
Date of Allotment	Nov 23, 2005		

[^]Scheme Benchmark. [#]Standard Benchmark. *Based on investment of ₹ 10,000 made at inception. All returns are for Institutional Plan - Growth Option. Different plans shall have a different expense structure. The performance details provided herein are of Regular Plan. Since inception returns have been calculated from the date of allotment till 31 May 2017. Returns shown for 7 days, 15 days and 30 days are computed on simple annualised basis. Past performance may or may not be sustained in future and should not be used as a basis for comparison with other investments.

FUND MANAGER - Mayur Patel is managing the scheme since June 2016.
Kedar Karnik is managing the scheme since July 2016
Laukik Bagwe is managing the scheme since July 2016

DSP BlackRock Dynamic Asset Allocation Fund (DSPBRDAAF)			
Period	DSPBR Dynamic Asset Allocation Fund	CRISIL Balanced Fund - Aggressive Index [^]	Nifty 50 [^]
1 year	13.82%	15.61%	17.91%
3 years	9.28%	10.46%	9.97%
5 years	NA	NA	NA
Since Inception	10.17%	13.93%	15.10%
Since Inception (Value*)	₹ 13785.10	15407.14	15938.99
NAV/Index Value (as of May 31, 2017)	₹ 13.79	6,111.52	9,621.25
Date of Allotment	Feb 06, 2014		

[^]Scheme Benchmark. [#]Standard Benchmark. *Based on investment of ₹ 10,000 made at inception. All returns are for Regular Plan - Growth Option. Different plans shall have a different expense structure. The performance details provided herein are of Regular Plan. Since inception returns have been calculated from the date of allotment till 31 May 2017. Past performance may or may not be sustained in future and should not be used as a basis for comparison with other investments.

FUND MANAGER - Mayur Patel is managing the scheme since June 2016.
Vikram Chopra is managing the scheme since July 2016.
Kedar Karnik is managing the scheme since July 2016.

DSP BlackRock Equity Savings Fund (DSPBRESF)			
Period	DSP BlackRock Equity Savings Fund	Composite Benchmark [^]	Nifty 50 [^]
1 year	13.23%	11.64%	17.91%
3 years	NA	NA	NA
5 years	NA	NA	NA
Since Inception	13.34%	12.82%	22.01%
Since Inception (Value*)	₹ 11586.00	11523.44	12634.44
NAV/Index Value (as of May 31, 2017)	₹ 11.59	115.23	9,621.25
Date of Allotment	Mar 28, 2016		

[^]Scheme Benchmark (30% Nifty 500 + 70% CRISIL Liquid Fund Index). [#]Standard Benchmark. *Based on investment of ₹ 10,000 made at inception. All returns are for Regular Plan - Growth Option. Different plans shall have a different expense structure. The performance details provided herein are of Regular Plan. Since historical data is not available, performance has not been compared. Since inception returns have been calculated from the date of allotment till 31 May 2017. Past performance may or may not be sustained in future and should not be used as a basis for comparison with other investments.

Comparative Performance of schemes managed by Mayur Patel

FUND MANAGER - Vikram Chopra is managing the scheme since July 2016.
Kedar Karnik is managing the scheme since July 2016.
Mayur Patel is managing the scheme since June 2016.

DSP BlackRock MIP Fund~ (DSPBRMIPF)			
Period	DSPBR MIP Fund	CRISIL MIP Blended Index [^]	CRISIL 1 Year T-Bill Index [^]
1 year	14.26%	12.07%	6.68%
3 years	10.44%	10.70%	7.62%
5 years	10.47%	10.29%	7.38%
Since Inception	10.03%	8.47%	6.03%
Since Inception (Value*)	₹ 34581.80	28714.10	21370.12
NAV/Index Value (as of May 31, 2017)	₹ 34.58	3,550.47	4,806.76
Date of Allotment	Jun 11, 2004		

[^]Scheme Benchmark. [#]Standard Benchmark. ^{*}Based on investment of ₹ 10,000 made at inception. All returns are for Regular Plan - Growth Option. Different plans shall have a different expense structure. The performance details provided herein are of Regular Plan. Since inception returns have been calculated from the date of allotment till 31 May 2017. Past performance may or may not be sustained in future and should not be used as a basis for comparison with other investments.

-Monthly income is not assured and is subject to availability of distributable surplus.

FUND MANAGER - Mayur Patel is managing the scheme since June 2016.
Vikram Chopra is managing the scheme since July 2016.
Kedar Karnik is managing the scheme since July 2016.

DSP BlackRock Equity Savings Fund (DSPBRESF)			
Period	DSP BlackRock Equity Savings Fund	Composite Benchmark [^]	Nifty 50 ^o
1 year	13.23%	11.64%	17.91%
3 years	NA	NA	NA
5 years	NA	NA	NA
Since Inception	13.34%	12.82%	22.01%
Since Inception (Value*)	₹ 11586.00	11523.44	12634.44
NAV/Index Value (as of May 31, 2017)	₹ 11.59	115.23	9,621.25
Date of Allotment			

[^]Scheme Benchmark (30% Nifty 500 + 70% CRISIL Liquid Fund Index). [#]Standard Benchmark. ^{*}Based on investment of ₹ 10,000 made at inception. All returns are for Regular Plan - Growth Option. Different plans shall have a different expense structure. The performance details provided herein are of Regular Plan. [^]Since historical data is not available, performance has not been compared. Since inception returns have been calculated from the date of allotment till 31 May 2017. Past performance may or may not be sustained in future and should not be used as a basis for comparison with other investments.

Comparative Performance of schemes managed by M Suryanarayanan

FUND MANAGER - M Suryanarayanan is managing the scheme since July 2015.

DSP BlackRock Technology.com Fund (DSPBRTF)			
Period	DSPBR Technology.com Fund	S&P BSE Teck [^]	Nifty 50 ^o
1 year	-13.53%	-8.29%	17.91%
3 years	6.32%	5.73%	9.97%
5 years	12.66%	11.74%	14.33%
Since Inception	9.76%	5.83%	12.42%
Since Inception (Value*)	₹ 48933.00	26293.04	73621.69
NAV/Index Value (as of May 31, 2017)	₹ 48.93	5,710.69	9,621.25
Date of Allotment	May 16, 2000		

[^]Scheme Benchmark. [#]Standard Benchmark. ^{*}Based on investment of ₹ 10,000 made at inception. All returns are for Regular Plan - Growth Option. Different plans shall have a different expense structure. The performance details provided herein are of Regular Plan. Since inception returns have been calculated from the date of allotment till 31 May 2017. Past performance may or may not be sustained in future and should not be used as a basis for comparison with other investments.

DSPBRESF, DSPBROF and DSPBRTSF, which are benchmarked to the Nifty 500 Index, are not sponsored, endorsed, sold or promoted by India Index Services & products Limited (IISL). IISL is not responsible for any errors or omissions or the results obtained from the use of such index and in no event shall IISL have any liability to any party for any damages of whatsoever nature (including lost profits) resulted to such party due to purchase or sale or otherwise, of DSPBRESF, DSPBROF or DSPBRTSF marked to such index.

DSPBRSMF, which is benchmarked to the Nifty Free Float Midcap 100 Index, is not sponsored, endorsed, sold or promoted by India Index Services & products Limited (IISL). IISL is not responsible for any errors or omissions or the results obtained from the use of such index and in no event shall IISL have any liability to any party for any damages of whatsoever nature (including lost profits) resulted to such party due to purchase or sale or otherwise of DSPBRSMF marked to such index.

The S&P BSE 100, S&P BSE 200, S&P BSE Small Cap Index, S&P BSE Teck, S&P BSE Metals, S&P BSE Oil and Gas & S&P BSE SENSEX are product of Asia Index Private Limited, which is a joint venture of S&P Dow Jones Indices LLC or its affiliates ("SPDJ") and BSE, and has been licensed for use by DSP BlackRock Investment Managers Pvt. Ltd. Standard & Poor's® and S&P® are registered trademarks of Standard & Poor's Financial Services LLC ("S&P"); BSE® is a registered trademark of BSE Limited ("BSE"); and Dow Jones® is a registered trademark of Dow Jones Trademark Holdings LLC ("Dow Jones"). © Asia Index Private Limited 2014. All rights reserved.

© CRISIL Limited 2016. All Rights Reserved

Each CRISIL Index (including, for the avoidance of doubt, its values and constituents) is the sole property of CRISIL Limited (CRISIL). No CRISIL Index may be copied, retransmitted or redistributed in any manner. While CRISIL uses reasonable care in computing the CRISIL Indices and bases its calculation on data that it considers reliable, CRISIL does not warrant that any CRISIL Index is error-free, complete, adequate or without faults. Anyone accessing and/or using any part of the CRISIL Indices does so subject to the condition that: (a) CRISIL is not responsible for any errors, omissions or faults with respect to any CRISIL Index or for the results obtained from the use of any CRISIL Index; (b) CRISIL does not accept any liability (and expressly excludes all liability) arising from or relating to their use of any part of CRISIL Indices.

Note: (a) All returns are absolute unless otherwise mentioned.

(b) Load is not taken into consideration for computation of performance.

(c) Performance of Closed ended schemes are not provided as their performance are not strictly comparable with performance of open-ended schemes.

FUND MANAGER - Mayur Patel is managing the scheme since June 2016.
Kedar Karnik is managing the scheme since July 2016
Laukik Bagwe is managing the scheme since July 2016

DSP BlackRock Dynamic Asset Allocation Fund (DSPBRDAAF)			
Period	DSPBR Dynamic Asset Allocation Fund	CRISIL Balanced Fund ~ Aggressive Index [^]	Nifty 50 ^o
1 year	13.82%	15.61%	17.91%
3 years	9.28%	10.46%	9.97%
5 years	NA	NA	NA
Since Inception	10.17%	13.93%	15.10%
Since Inception (Value*)	₹ 13785.10	15407.14	15938.99
NAV/Index Value (as of May 31, 2017)	₹ 13.79	6,111.52	9,621.25
Date of Allotment	Feb 06, 2014		

[^]Scheme Benchmark. [#]Standard Benchmark. ^{*}Based on investment of ₹ 10,000 made at inception. All returns are for Regular Plan - Growth Option. Different plans shall have a different expense structure. The performance details provided herein are of Regular Plan. Since inception returns have been calculated from the date of allotment till 31 May 2017. Past performance may or may not be sustained in future and should not be used as a basis for comparison with other investments.

SIP Performance in SEBI prescribed format

DSP BLACKROCK MUTUAL FUND

DSP BlackRock Mutual Fund offers flexible and convenient Systematic Investment Plan (SIP) facility. To illustrate the advantages of SIP investments, this is how your investments would have grown if you had invested say ₹ 10,000/- systematically on the first Business Day of every month over a period of time.

DSP BlackRock Equity Fund (DSPBREF) - RP - Dividend								
SIP Investments	Since Inception*	15 Years	12 Years	10 Years	8 Years	5 Years	3 Years	1 Year
Total Amount Invested (Rs'000)	2,420.00	1,800.00	1,440.00	1,200.00	960.00	600.00	360.00	120.00
Scheme Market Value (Rs'000)	27,455.53	10,147.94	3,852.48	2,611.90	1,781.15	951.97	451.90	136.80
Benchmark ¹ Market Value (Rs'000)	12,563.94	5,837.71	2,977.59	2,209.28	1,586.72	876.98	437.23	135.09
Standard Benchmark ² Market Value (Rs'000)	10,658.72	5,364.13	2,808.67	2,053.77	1,480.80	816.81	420.39	133.63
Scheme Return Yield (%)	20.56	20.68	15.38	14.87	15.04	18.53	15.35	27.09
Benchmark ¹ Return Yield (%)	14.36	14.37	11.48	11.74	12.26	15.18	13.05	24.24
Standard Benchmark ² Return Yield(%)	13.03	13.39	10.59	10.36	10.59	12.30	10.34	21.82

¹Nifty 500 Index; ²Nifty 50 Index; *Inception date : 29-Apr-1997. All returns are for Regular Plan - Reinvest Dividend Option, assuming reinvestment of dividend. Since inception returns have been calculated from the date of allotment till 31 May 2017. Past performance may or may not be sustained in future and should not be used as a basis for comparison with other investments.

DSP BlackRock Opportunities Fund (DSPBROF) - RP - Growth								
SIP Investments	Since Inception*	15 Years	12 Years	10 Years	8 Years	5 Years	3 Years	1 Year
Total Amount Invested (Rs'000)	2,050.00	1,800.00	1,440.00	1,200.00	960.00	600.00	360.00	120.00
Scheme Market Value (Rs'000)	15,997.06	9,594.88	3,952.98	2,814.82	1,947.86	1,025.55	477.17	136.83
Benchmark ¹ Market Value (Rs'000)	8,437.60	5,835.90	2,977.59	2,209.28	1,586.72	876.98	437.23	135.09
Standard Benchmark ² Market Value (Rs'000)	7,410.49	5,362.66	2,808.67	2,053.77	1,480.80	816.81	420.39	133.63
Scheme Return Yield (%)	21.09	20.04	15.76	16.26	17.20	21.60	19.20	27.14
Benchmark ¹ Return Yield (%)	14.88	14.37	11.48	11.74	12.26	15.18	13.05	24.24
Standard Benchmark ² Return Yield(%)	13.60	13.39	10.59	10.36	10.59	12.30	10.34	21.82

¹Nifty 500 Index; ²Nifty 50 Index; *Inception date : 16-May-2000. All returns are for Regular Plan - Growth Option. Since inception returns have been calculated from the date of allotment till 31 May 2017. Past performance may or may not be sustained in future and should not be used as a basis for comparison with other investments.

DSP BlackRock Top 100 Equity Fund (DSPBRTEF) - RP - Growth								
SIP Investments	Since Inception*	15 Years	12 Years	10 Years	8 Years	5 Years	3 Years	1 Year
Total Amount Invested (Rs'000)	1,710.00	--	1,440.00	1,200.00	960.00	600.00	360.00	120.00
Scheme Market Value (Rs'000)	6,187.41	--	3,335.62	2,275.61	1,580.64	852.88	427.94	132.00
Benchmark ¹ Market Value (Rs'000)	4,723.43	--	2,868.29	2,099.18	1,508.85	834.73	425.99	134.07
Standard Benchmark ² Market Value (Rs'000)	4,520.34	--	2,808.67	2,053.77	1,480.80	816.81	420.39	133.63
Scheme Return Yield (%)	16.51	--	13.20	12.29	12.16	14.05	11.57	19.15
Benchmark ¹ Return Yield (%)	13.21	--	10.91	10.78	11.04	13.18	11.25	22.55
Standard Benchmark ² Return Yield(%)	12.66	--	10.59	10.36	10.59	12.30	10.34	21.82

¹S&P BSE 100; ²Nifty 50 Index; *Inception date : 10-Mar-2003. All returns are for Regular Plan - Reinvest Dividend Option, assuming reinvestment of dividend. Since inception returns have been calculated from the date of allotment till 31 May 2017. Past performance may or may not be sustained in future and should not be used as a basis for comparison with other investments.

DSP BlackRock Small and Midcap Fund (DSPBRSMF) - RP - Growth								
SIP Investments	Since Inception*	15 Years	12 Years	10 Years	8 Years	5 Years	3 Years	1 Year
Total Amount Invested (Rs'000)	1,270.00	--	--	1,200.00	960.00	600.00	360.00	120.00
Scheme Market Value (Rs'000)	4,031.80	--	--	3,682.36	2,374.45	1,181.73	502.02	139.15
Benchmark ¹ Market Value (Rs'000)	2,935.40	--	--	2,693.75	1,874.21	1,023.18	473.29	136.39
Standard Benchmark ² Market Value (Rs'000)	2,224.90	--	--	2,053.77	1,480.80	816.81	420.39	133.63
Scheme Return Yield (%)	20.56	--	--	21.24	21.97	27.51	22.86	31.02
Benchmark ¹ Return Yield (%)	15.05	--	--	15.45	16.27	21.51	18.62	26.41
Standard Benchmark ² Return Yield(%)	10.18	--	--	10.36	10.59	12.30	10.34	21.82

¹Nifty Free Float Midcap 100; ²Nifty 50 Index; *Inception date : 14-Nov-2006. All returns are for Regular Plan - Growth Option. Since inception returns have been calculated from the date of allotment till 31 May 2017. Past performance may or may not be sustained in future and should not be used as a basis for comparison with other investments.

DSP BlackRock India T.I.G.E.R. Fund (DSPBRITF) (The Infrastructure Growth and Economic Reforms Fund) - RP - Growth								
SIP Investments	Since Inception*	15 Years	12 Years	10 Years	8 Years	5 Years	3 Years	1 Year
Total Amount Invested (Rs'000)	1,560.00	--	1,440.00	1,200.00	960.00	600.00	360.00	120.00
Scheme Market Value (Rs'000)	4,153.03	--	3,263.85	2,355.72	1,739.48	993.68	466.33	140.87
Benchmark ¹ Market Value (Rs'000)	3,530.40	--	2,868.29	2,099.18	1,508.85	834.73	425.99	134.07
Standard Benchmark ² Market Value (Rs'000)	3,444.41	--	2,808.67	2,053.77	1,480.80	816.81	420.39	133.63
Scheme Return Yield (%)	14.05	--	12.87	12.94	14.47	20.30	17.57	33.93
Benchmark ¹ Return Yield (%)	11.81	--	10.91	10.78	11.04	13.18	11.25	22.55
Standard Benchmark ² Return Yield(%)	11.47	--	10.59	10.36	10.59	12.30	10.34	21.82

¹S&P BSE 100; ²Nifty 50 Index; *Inception date : 11-Jun-2004. All returns are for Regular Plan - Growth Option. Since inception returns have been calculated from the date of allotment till 31 May 2017. Past performance may or may not be sustained in future and should not be used as a basis for comparison with other investments.

DSP BlackRock Tax Saver Fund (DSPBRTSF) - RP - Growth								
SIP Investments	Since Inception*	15 Years	12 Years	10 Years	8 Years	5 Years	3 Years	1 Year
Total Amount Invested (Rs'000)	1,250.00	--	--	1,200.00	960.00	600.00	360.00	120.00
Scheme Market Value (Rs'000)	3,181.49	--	--	2,965.83	2,031.40	1,034.07	471.43	135.80
Benchmark ¹ Market Value (Rs'000)	2,336.70	--	--	2,209.28	1,586.72	876.98	437.23	135.09
Standard Benchmark ² Market Value (Rs'000)	2,175.35	--	--	2,053.77	1,480.80	816.81	420.39	133.63
Scheme Return Yield (%)	17.02	--	--	17.24	18.21	21.94	18.34	25.42
Benchmark ¹ Return Yield (%)	11.52	--	--	11.74	12.26	15.18	13.05	24.24
Standard Benchmark ² Return Yield(%)	10.23	--	--	10.36	10.59	12.30	10.34	21.82

¹Nifty 500 Index; ²Nifty 50 Index; *Inception date : 18-Jan-2007. All returns are for Regular Plan - Growth Option. Since inception returns have been calculated from the date of allotment till 31 May 2017. Past performance may or may not be sustained in future and should not be used as a basis for comparison with other investments.

DSP BlackRock Micro Cap Fund (DSPBRMCF) - RP - Growth								
SIP Investments	Since Inception*	15 Years	12 Years	10 Years	8 Years	5 Years	3 Years	1 Year
Total amount Invested (Rs'000)	1,200.00	--	--	1,200.00	960.00	600.00	360.00	120.00
Scheme Market Value (Rs'000)	4,810.97	--	--	4,810.97	3,037.53	1,422.38	532.94	138.96
Benchmark ¹ Market Value (Rs'000)	2,363.16	--	--	2,363.16	1,747.49	1,043.23	472.08	140.23
Standard Benchmark ² Market Value (Rs'000)	2,053.75	--	--	2,053.75	1,480.80	816.81	420.39	133.63
Scheme Return Yield (%)	26.19	--	--	0.26	27.92	35.39	27.24	30.71
Benchmark ¹ Return Yield (%)	13.00	--	--	0.13	14.58	22.31	18.44	32.84
Standard Benchmark ² Return Yield (%)	10.37	--	--	0.10	10.59	12.30	10.34	21.82

¹S&P BSE SMALL CAP; ²Nifty 50 Index; *Inception date : 14-Jun-2007. All returns are for Regular Plan - Growth Option. Since inception returns have been calculated from the date of allotment till 31 May 2017. Past performance may or may not be sustained in future and should not be used as a basis for comparison with other investments.

DSP BlackRock Technology.com Fund (DSPBRTF) - RP - Growth								
SIP Investments	Since Inception*	15 Years	12 Years	10 Years	8 Years	5 Years	3 Years	1 Year
Total Amount Invested (Rs'000)	2,050.00	1,800.00	1,440.00	1,200.00	960.00	600.00	360.00	120.00
Scheme Market Value (Rs'000)	7,951.51	5,456.39	2,536.45	1,832.97	1,297.60	702.54	343.36	115.44
Benchmark ¹ Market Value (Rs'000)	5,553.32	4,330.74	2,333.06	1,805.05	1,314.22	700.55	352.49	120.57
Standard Benchmark ² Market Value (Rs'000)	7,410.49	5,362.66	2,808.67	2,053.77	1,480.80	816.81	420.39	133.63
Scheme Return Yield (%)	14.29	13.59	9.02	8.21	7.38	6.25	(3.05)	(6.99)
Benchmark ¹ Return Yield (%)	10.71	10.89	7.72	7.92	7.69	6.14	(1.37)	0.89
Standard Benchmark ² Return Yield (%)	13.60	13.39	10.59	10.36	10.59	12.30	10.34	21.82

¹S&P BSE Teck; ²Nifty 50 Index; *Inception date : 16-May-2000. All returns are for Regular Plan - Growth Option. Since inception returns have been calculated from the date of allotment till 31 May 2017. Past performance may or may not be sustained in future and should not be used as a basis for comparison with other investments.

DSP BlackRock Natural Resources and New Energy Fund (DSPBRNRNEF) - RP - Growth								
SIP Investments	Since Inception*	15 Years	12 Years	10 Years	8 Years	5 Years	3 Years	1 Year
Total Amount Invested (Rs'000)	1,100.00	--	--	--	960.00	600.00	360.00	120.00
Scheme Market Value (Rs'000)	2,563.90	--	--	--	2,019.19	1,173.47	561.39	146.69
Benchmark ¹ Market Value (Rs'000)	-	--	--	--	-	-	-	-
Standard Benchmark ² Market Value (Rs'000)	1,857.72	--	--	--	1,480.85	817.00	420.65	133.77
Scheme Return Yield (%)	17.73	--	--	--	18.07	27.22	31.13	43.91
Benchmark ¹ Return Yield (%)	0.00	--	--	--	0.00	0.00	0.00	0.00
Standard Benchmark ² Return Yield (%)	11.08	--	--	--	10.59	12.31	10.39	22.07

Composite Benchmark = 35% S&P BSE Oil & Gas Index, 30% S&P BSE Metal Index, 35% MSCI World Energy 10/40 Net Total Return - Net & Expressed in INR; Normalised Values; ¹Nifty 50 Index; *Inception date : 25-Apr-2008. All returns are for Regular Plan - Growth Option. Since inception returns have been calculated from the date of allotment till 31 May 2017. Past performance may or may not be sustained in future and should not be used as a basis for comparison with other investments.

DSP BlackRock Focus 25 Fund (DSPBRF25F) - RP - Growth								
SIP Investments	Since Inception*	15 Years	12 Years	10 Years	8 Years	5 Years	3 Years	1 Year
Total Amount Invested (Rs'000)	840.00	--	--	--	--	600.00	360.00	120.00
Scheme Market Value (Rs'000)	1,438.16	--	--	--	--	941.75	443.62	132.81
Benchmark ¹ Market Value (Rs'000)	1,306.04	--	--	--	--	858.68	432.16	134.26
Standard Benchmark ² Market Value (Rs'000)	1,243.16	--	--	--	--	816.81	420.39	133.63
Scheme Return Yield (%)	15.10	--	--	--	--	18.09	14.06	20.48
Benchmark ¹ Return Yield (%)	12.40	--	--	--	--	14.32	12.24	22.87
Standard Benchmark ² Return Yield (%)	11.01	--	--	--	--	12.30	10.34	21.82

¹S&P BSE 200; ²Nifty 50 Index; *Inception date : 10-Jun-2010. All returns are for Regular Plan - Growth Option. Since inception returns have been calculated from the date of allotment till 31 May 2017. Past performance may or may not be sustained in future and should not be used as a basis for comparison with other investments.

DSP BlackRock Balanced Fund (DSPBRBaF) - RP - Growth								
SIP Investments	Since Inception*	15 Years	12 Years	10 Years	8 Years	5 Years	3 Years	1 Year
Total Amount Invested (Rs'000)	2,170.00	1,800.00	1,440.00	1,200.00	960.00	600.00	360.00	120.00
Scheme Market Value (Rs'000)	12,101.57	7,161.09	3,568.83	2,509.33	1,745.99	937.09	454.18	132.95
Benchmark ¹ Market Value (Rs'000)	-	4,582.45	2,741.51	2,030.22	1,466.72	804.49	420.89	130.67
Standard Benchmark ² Market Value (Rs'000)	8,263.38	5,364.13	2,808.67	2,053.77	1,480.80	816.81	420.39	133.63
Scheme Return Yield (%)	16.78	16.72	14.23	14.12	14.56	17.89	15.70	20.70
Benchmark ¹ Return Yield (%)	0.00	0.12	10.22	10.15	10.36	11.69	10.43	16.98
Standard Benchmark ² Return Yield (%)	13.29	13.39	10.59	10.36	10.59	12.30	10.34	21.82

¹CRISIL Balanced Fund - Aggressive Index; ²Nifty 50 Index; *Inception date : 27-May-1999. All returns are for Regular Plan - Growth Option. Since inception returns have been calculated from the date of allotment till 31 May 2017. Past performance may or may not be sustained in future and should not be used as a basis for comparison with other investments.

DSP BlackRock Equity Savings Fund (DSPBRESF) - RP - Growth								
SIP Investments	Since Inception*	15 Years	12 Years	10 Years	8 Years	5 Years	3 Years	1 Year
Total Amount Invested (Rs'000)	150.00	--	--	--	--	--	--	120.00
Scheme Market Value (Rs'000)	161.53	--	--	--	--	--	--	127.02
Benchmark ¹ Market Value (Rs'000)	161.83	--	--	--	--	--	--	127.54
Standard Benchmark ² Market Value (Rs'000)	171.06	--	--	--	--	--	--	133.63
Scheme Return Yield (%)	11.79	--	--	--	--	--	--	11.08
Benchmark ¹ Return Yield (%)	12.11	--	--	--	--	--	--	11.91
Standard Benchmark ² Return Yield (%)	21.68	--	--	--	--	--	--	21.82

¹30% Nifty 500 + 70% CRISIL Liquid Fund Index; ²Nifty 50 Index; *Inception date : 28-Mar-2016. All returns are for Regular Plan - Growth Option. Since inception returns have been calculated from the date of allotment till 31 May 2017. Past performance may or may not be sustained in future and should not be used as a basis for comparison with other investments.

RP - Regular Plan

The returns are calculated by XIRR approach assuming investment of ₹ 10,000/- on the 1st working day of every month. XIRR helps in calculating return on investments given an initial and final value and a series of cash inflows and outflows with the correct allowance for the time impact of the transactions. Load is not taken into consideration for computation of performance.

DSPBRBaF is co-managed by Atul Bhole, Vikram Chopra & Pankaj Sharma. SIP performances for all the open ended Schemes managed by Atul Bhole are shown. Since the orientation & feature of DSPBRBaF is different from all other schemes managed by Vikram Chopra & Pankaj Sharma, hence the SIP performances of other schemes managed by Vikram Chopra & Pankaj Sharma are not shown. Similarly, DSPBRNRNEF is co-managed by Rohit Singhania & Jay Kothari. SIP performances are shown for all Schemes managed by Rohit Singhania. Since the orientation & feature of DSPBRNRNEF is different from all other FOF schemes managed by Jay Kothari, the SIP performances of other FOF schemes managed by Jay Kothari are not shown.

Disclaimer: The above investment simulation is for illustrative purposes only and should not be construed as a promise on minimum returns and safeguard of capital. The AMC / Mutual Fund is not guaranteeing or promising or forecasting any returns. SIP does not assure a profit or guarantee protection against a loss in a declining market.

Dividend History

DSP BLACKROCK MUTUAL FUND

DSP BlackRock Focus 25 Fund (Regular Plan)			
Record Date	Dividend per Unit (₹)	Face Value	NAV (₹)
13-Jan-17	1.30	10	13.9770
15-Jan-16	2.30	10	14.6430
20-Mar-15	1.80	10	17.9930

DSP BlackRock Balanced Fund (Regular Plan)			
Record Date	Dividend per Unit (₹)	Face Value	NAV (₹)
Regular Plan (during the last 3 Years)			
26-May-17	0.214	10	25.6650
28-Apr-17	0.209	10	25.6110
28-Mar-17	0.205	10	24.6640
28-Feb-17	0.205	10	24.4030
27-Jan-17	0.20	10	24.5080
28-Dec-16	0.21	10	22.7510
28-Nov-16	0.214	10	23.6540
28-Oct-16	0.234	10	25.4000
28-Sep-16	0.254	10	25.4600
26-Aug-16	0.248	10	24.8580
28-Jul-16	0.240	10	23.9890
28-Jun-16	0.232	10	23.2440
27-May-16	0.227	10	22.7060
28-Apr-16	0.229	10	22.8890
28-Mar-16	0.223	10	22.3250
26-Feb-16	0.214	10	21.3660
22-Jan-16	0.75	10	23.4910
16-Oct-15	0.75	10	24.9230
17-Jul-15	0.75	10	25.8350
17-Apr-15	0.80	10	26.8620
20-Feb-15	3.55	10	29.4830

DSP BlackRock Balanced Fund (Direct Plan)			
Record Date	Dividend per Unit (₹)	Face Value	NAV (₹)
26-May-17	0.214	10	38.2500
28-Sep-16	0.254	10	35.5300
26-Aug-16	0.248	10	34.3180
28-Jul-16	0.240	10	33.0020
28-Mar-16	0.223	10	29.6560
26-Feb-16	0.214	10	28.2900
22-Jan-16	0.75	10	30.8290
16-Oct-15	0.75	10	32.4030
17-Jul-15	0.75	10	33.3070

DSP BlackRock India T.I.G.E.R. Fund (The Infrastructure Growth and Economic Reforms Fund) (Regular Plan)			
Record Date	Dividend per Unit (₹)	Face Value	NAV (₹)
23-Feb-17	1.70	10	18.7320
26-Feb-16	1.80	10	15.5130
27-Feb-15	2.10	10	21.0700
14-Mar-14	1.30	10	13.3790
10-May-13	1.00	10	15.0480
04-Jan-13	0.50	10	17.0840
09-Mar-12	1.00	10	15.8060
09-Sep-10	1.25	10	21.0350
19-Jun-09	2.00	10	17.2990
22-Feb-08	5.00	10	26.9650

DSP BlackRock Equity Fund (Regular Plan)			
Record Date	Dividend per Unit (₹)	Face Value	NAV (₹)
10-Mar-17	5.30	10	58.3630
11-Mar-16	5.60	10	51.1350
13-Mar-15	6.80	10	68.7010
21-Feb-14	4.25	10	43.0800
26-Apr-13	4.25	10	46.4970
21-Dec-12	0.50	10	50.2250
16-Mar-12	1.10	10	46.8930
4-Feb-11	3.50	10	49.7970
19-Mar-10	6.50	10	52.1120
20-Nov-09	3.00	10	53.0820

DSP BlackRock Equity Fund (Direct Plan)			
Record Date	Dividend per Unit (₹)	Face Value	NAV (₹)
10-Mar-17	6.60	10	72.6070
11-Mar-16	7.00	10	63.2510
13-Mar-15	8.50	10	84.5860

DSP BlackRock Small and Mid Cap Fund (Regular Plan)			
Record Date	Dividend per Unit (₹)	Face Value	NAV (₹)
24-Mar-17	2.20	10	24.5990
23-Mar-16	1.90	10	19.1740
27-Mar-15	2.30	10	23.1890
07-Mar-14	1.40	10	14.0500
25-Jan-13	1.50	10	15.3130
23-Mar-12	1.00	10	14.1400

DSP BlackRock Top 100 Equity Fund (Regular Plan)			
Record Date	Dividend per Unit (₹)	Face Value	NAV (₹)
27-Jan-17	2.10	10	22.5220
29-Jan-16	2.20	10	20.3380
30-Jan-15	2.75	10	26.9490
28-Feb-14	1.90	10	19.4820
12-Apr-13	1.70	10	19.8540
18-Jan-13	0.50	10	22.7360
06-Mar-12	1.10	10	20.9430
03-Sep-10	1.25	10	21.9910
24-Jul-09	2.00	10	19.3390
23-May-08	5.00	10	23.8800

DSP BlackRock Top 100 Equity Fund (Direct Plan)			
Record Date	Dividend per Unit (₹)	Face Value	NAV (₹)
27-Jan-17	2.30	10	24.3630
29-Jan-16	2.40	10	21.8810
30-Jan-15	2.90	10	28.7790
28-Feb-14	0.90	10	19.6100
12-Apr-13	1.70	10	19.8850
18-Jan-13	0.50	10	22.7430

DSP BlackRock Opportunities Fund (Regular Plan)			
Record Date	Dividend per Unit (₹)	Face Value	NAV (₹)
06-Jan-17	2.60	10	26.5590
22-Jan-16	2.50	10	25.0700
16-Jan-15	4.50	10	29.1230
21-Mar-14	3.50	10	23.7210
21-Mar-13	4.00	10	24.2770
15-Jun-12	2.50	10	23.9750
11-Feb-11	2.00	10	28.2970
26-Feb-10	3.00	10	27.8290
28-Mar-08	4.00	10	29.4860

DSP BlackRock Opportunities Fund (Direct)			
Record Date	Dividend per Unit (₹)	Face Value	NAV (₹)
06-Jan-17	4.50	10	45.7570
22-Jan-16	2.50	10	40.9820

DSP BlackRock Tax Saver Fund (Regular Plan)			
Record Date	Dividend per Unit (₹)	Face Value	NAV (₹)
12-May-17	0.40	10	17.1170
10-Feb-17	0.40	10	16.2640
18-Nov-16	0.40	10	15.2980
19-Aug-16	0.40	10	16.3030
20-May-16	0.45	10	14.4800
12-Feb-16	0.45	10	13.7260
20-Nov-15	0.45	10	15.0260
21-Aug-15	0.50	10	16.3730
15-May-15	0.45	10	15.2970
13-Feb-15	1.90	10	18.1230
14-Feb-14	1.25	10	12.2340

DSP BlackRock Equity Savings Fund - (Regular Plan)			
Monthly Dividend Option (during the last 3 months)			
Record Date	Dividend per Unit (₹)	Face Value	NAV (₹)
26-May-17	0.111	10	11.0680
28-Mar-17	0.165	10	10.9740
28-Dec-16	0.126	10	10.4600

Quarterly Dividend Option			
Record Date	Dividend per Unit (₹)	Face Value	NAV (₹)
28-Mar-17	0.164	10	10.9740
28-Dec-16	0.126	10	10.4600
28-Sep-16	0.131	10	10.9270

DSP BlackRock Equity Savings Fund - (Direct Plan)			
Monthly Dividend Option			
Record Date	Dividend per Unit (₹)	Face Value	NAV (₹)
26-May-17	0.111	10	11.2180
28-Mar-17	0.165	10	11.0980
28-Dec-16	0.126	10	10.5450

Quarterly Dividend Option			
Record Date	Dividend per Unit (₹)	Face Value	NAV (₹)
28-Sep-16	0.131	10	10.9820
27-Jul-16	0.09	10	10.6010

Investors may note that the difference in dividend per unit for 'Individuals' and 'Others', in the case of debt oriented Schemes, is due to differential rate of applicable Dividend Distribution Tax (DDT). Pursuant to payments of dividend, the NAV of the Schemes would fall to the extent of payout, and statutory levy, if any. # Monthly income is not assured and is subject to availability of distributable surplus. Past performance may or may not be sustained in future and should not be used as a basis for comparison with other investments.

For Product labeling and complete list of dividends visit www.dspblackrock.com

Mutual Fund investments are subject to market risks, read all scheme related documents carefully.